

Chapter 9: Database Systems

**Computer Science: An Overview
Twelfth Edition**

by
**J. Glenn Brookshear
Dennis Brylow**

Addison-Wesley
is an imprint of
PEARSON

Copyright © 2015 Pearson Education, Inc.

Chapter 9: Database Systems

- 9.1 Database Fundamentals
- 9.2 The Relational Model
- 9.3 Object-Oriented Databases
- 9.4 Maintaining Database Integrity
- 9.5 Traditional File Structures
- 9.6 Data Mining
- 9.7 Social Impact of Database Technology

Copyright © 2015 Pearson Education, Inc. 9-2

Database

A collection of data that is multidimensional in the sense that internal links between its entries make the information accessible from a variety of perspectives

Copyright © 2015 Pearson Education, Inc. 9-3

Figure 9.1 A file versus a database organization

a. File-oriented information system

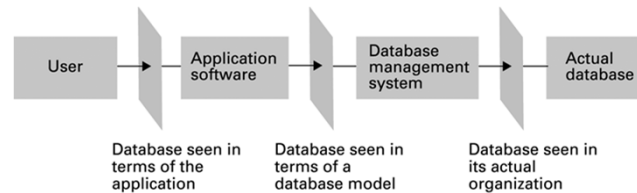
The diagram shows five separate departments: Customer service department, Payroll department, Personnel department, Purchasing department, and Marketing department. Above each department is a circle representing its own records: Customer records, Payroll records, Employee records, Inventory records, and Sales records. Arrows point from each department to its respective records, indicating that data is siloed and not shared.

b. Database-oriented information system

The diagram shows the same five departments. In the center is a circle labeled 'Integrated database'. Arrows point from each department to this central database, indicating that all data is shared and accessible from any department.

Copyright © 2015 Pearson Education, Inc. 9-4

Figure 9.2 The conceptual layers of a database implementation



Copyright © 2015 Pearson Education, Inc.

9-5

Schemas

- **Schema:** A description of the structure of an entire database, used by database software to maintain the database
- **Subschema:** A description of only that portion of the database pertinent to a particular user's needs, used to prevent sensitive data from being accessed by unauthorized personnel

Copyright © 2015 Pearson Education, Inc.

9-6

Database Management Systems

- **Database Management System (DBMS):** A software layer that manipulates a database in response to requests from applications
- **Distributed Database:** A database stored on multiple machines
 - DBMS will mask this organizational detail from its users
- **Data independence:** The ability to change the organization of a database without changing the application software that uses it

Copyright © 2015 Pearson Education, Inc.

9-7

Database Models

- **Database model:** A conceptual view of a database
 - Relational database model
 - Object-oriented database model

Copyright © 2015 Pearson Education, Inc.

9-8

Relational Database Model

- **Relation:** A rectangular table
 - **Attribute:** A column in the table
 - **Tuple:** A row in the table

Copyright © 2015 Pearson Education, Inc.

9-9

Figure 9.3 A relation containing employee information

Empl Id	Name	Address	SSN
25X15	Joe E. Baker	33 Nowhere St.	111223333
34Y70	Cheryl H. Clark	563 Downtown Ave.	999009999
23Y34	G. Jerry Smith	1555 Circle Dr.	111005555
•	•	•	•
•	•	•	•
•	•	•	•

Copyright © 2015 Pearson Education, Inc.

9-10

Relational Design

- Avoid multiple concepts within one relation
 - Can lead to redundant data
 - Deleting a tuple could also delete necessary but unrelated information

Copyright © 2015 Pearson Education, Inc.

9-11

Improving a Relational Design

- **Decomposition:** Dividing the columns of a relation into two or more relations, duplicating those columns necessary to maintain relationships
 - **Lossless** or **nonloss** decomposition: A “correct” decomposition that does not lose any information

Copyright © 2015 Pearson Education, Inc.

9-12

Figure 9.4 A relation containing redundancy

Empl Id	Name	Address	SSN	Job Id	Job Title	Skill Code	Dept	Start Date	Term Date
25X15	Joe E. Baker	33 Nowhere St.	111223333	F5	Floor manager	FM3	Sales	9-1-2007	9-30-2008
25X15	Joe E. Baker	33 Nowhere St.	111223333	D7	Dept. head	K2	Sales	10-1-2008	*
34Y70	Cheryl H. Clark	563 Downtown Ave.	999009999	F5	Floor manager	FM3	Sales	10-1-2007	*
23Y34	G. Jerry Smith	1555 Circle Dr.	111005555	S25X	Secretary	T5	Personnel	3-1-1999	4-30-2006
23Y34	G. Jerry Smith	1555 Circle Dr.	111005555	S26Z	Secretary	T6	Accounting	5-1-2006	*
.
.

Copyright © 2015 Pearson Education, Inc.

9-13

Figure 9.5 An employee database consisting of three relations

EMPLOYEE relation

Empl Id	Name	Address	SSN
25X15	Joe E. Baker	33 Nowhere St.	111223333
34Y70	Cheryl H. Clark	563 Downtown Ave.	999009999
23Y34	G. Jerry Smith	1555 Circle Dr.	111005555

JOB relation

Job Id	Job Title	Skill Code	Dept
S25X	Secretary	T5	Personnel
S26Z	Secretary	T6	Accounting
F5	Floor manager	FM3	Sales
.	.	.	.
.	.	.	.

ASSIGNMENT relation

Empl Id	Job Id	Start Date	Term Date
23Y34	S25X	3-1-1999	4-30-2006
34Y70	F5	10-1-2007	*
23Y34	S26Z	5-1-2006	*
.	.	.	.
.	.	.	.

Copyright © 2015 Pearson Education, Inc.

9-14

Figure 9.6 Finding the departments in which employee 23Y34 has worked

EMPLOYEE relation

Empl Id	Name	Address	SSN
25X15	Joe E. Baker	33 Nowhere St.	111223333
34Y70	Cheryl H. Clark	563 Downtown Ave.	999009999
23Y34	G. Jerry Smith	1555 Circle Dr.	111005555
.	.	.	.

JOB relation

Job Id	Job Title	Skill Code	Dept
S25X	Secretary	T5	Personnel
S26Z	Secretary	T6	Accounting
F5	Floor manager	FM3	Sales
.	.	.	.
.	.	.	.

are contained in the personnel and accounting departments.

ASSIGNMENT relation

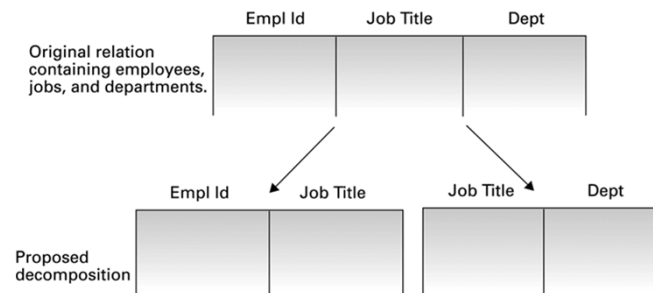
Empl Id	Job Id	Start Date	Term Date
23Y34	S25X	3-1-1999	4-30-2006
34Y70	F5	10-1-2007	*
23Y34	S26Z	5-1-2006	*
.	.	.	.
.	.	.	.

The jobs held by employee 23Y34

Copyright © 2015 Pearson Education, Inc.

9-15

Figure 9.7 A relation and a proposed decomposition



Copyright © 2015 Pearson Education, Inc.

9-16

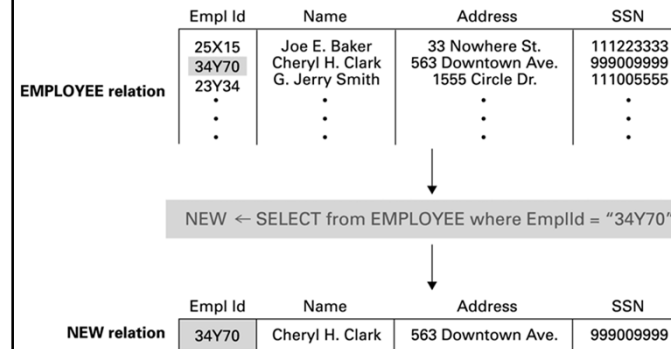
Relational Operations

- **Select:** Choose rows
- **Project:** Choose columns
- **Join:** Assemble information from two or more relations

Copyright © 2015 Pearson Education, Inc.

9-17

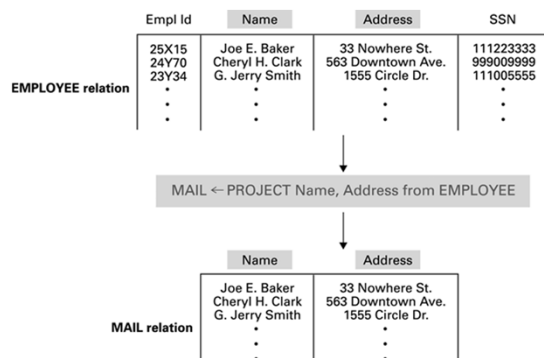
Figure 9.8 The SELECT operation



Copyright © 2015 Pearson Education, Inc.

9-18

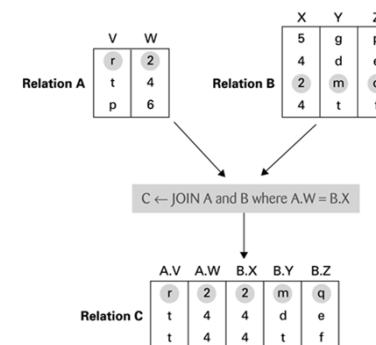
Figure 9.9 The PROJECT operation



Copyright © 2015 Pearson Education, Inc.

9-19

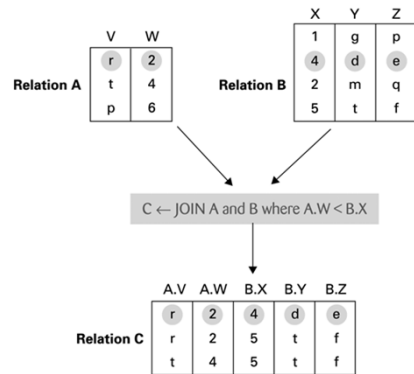
Figure 9.10 The JOIN operation



Copyright © 2015 Pearson Education, Inc.

9-20


Figure 9.11 Another example of the JOIN operation



Copyright © 2015 Pearson Education, Inc.

9-21

Figure 9.12 An application of the JOIN operation



Copyright © 2015 Pearson Education, Inc.

9-22

Structured Query Language (SQL)

- Operations to manipulate tuples
 - insert
 - update
 - delete
 - select

Copyright © 2015 Pearson Education, Inc.

9-23

SQL Examples

- `SELECT EmplId, Dept`
`FROM Assignment, Job`
`WHERE Assignment.JobId = Job.JobId`
`AND Assignment.TermData = '*';`
- `INSERT INTO Employee`
`VALUES ('43212', 'Sue A. Burt',`
`'33 Fair St.', '444661111');`

Copyright © 2015 Pearson Education, Inc.

9-24

SQL Examples (continued)

- `DELETE FROM Employee`
`WHERE Name = 'G. Jerry Smith';`
- `UPDATE Employee`
`SET Address = '1812 Napoleon Ave.'`
`WHERE Name = 'Joe E. Baker';`

Copyright © 2015 Pearson Education, Inc.

9-25

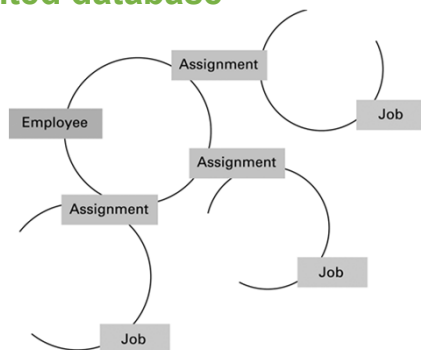
Object-oriented Databases

- **Object-oriented Database:** A database constructed by applying the object-oriented paradigm
 - Each entity stored as a persistent object
 - Relationships indicated by links between objects
 - DBMS maintains inter-object links

Copyright © 2015 Pearson Education, Inc.

9-26

Figure 9.13 The associations between objects in an object-oriented database



Copyright © 2015 Pearson Education, Inc.

9-27

Advantages of Object-oriented Databases

- Matches design paradigm of object-oriented applications
- Intelligence can be built into attribute handlers
- Can handle exotic data types
 - Example: multimedia

Copyright © 2015 Pearson Education, Inc.

9-28

Maintaining Database Integrity

- **Transaction:** A sequence of operations that must all happen together
 - Example: transferring money between bank accounts
- **Transaction log:** A non-volatile record of each transaction's activities, built before the transaction is allowed to execute
 - **Commit point:** The point at which a transaction has been recorded in the log
 - **Roll-back:** The process of undoing a transaction

Copyright © 2015 Pearson Education, Inc.

9-29

Maintaining database integrity (continued)

- Simultaneous access problems
 - Incorrect summary problem
 - Lost update problem
- **Locking** = preventing others from accessing data being used by a transaction
 - **Shared lock:** used when reading data
 - **Exclusive lock:** used when altering data

Copyright © 2015 Pearson Education, Inc.

9-30

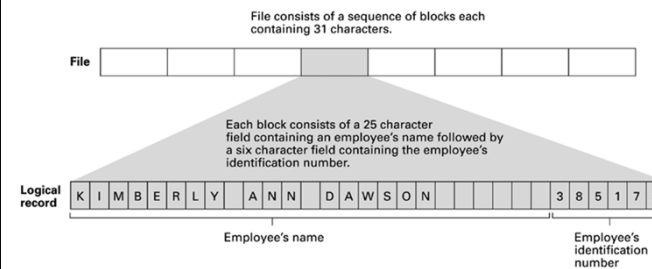
Sequential Files

- **Sequential file:** A file whose contents can only be read in order
 - Reader must be able to detect end-of-file (EOF)
 - Data can be stored in logical records, sorted by a key field
 - Greatly increases the speed of batch updates

Copyright © 2015 Pearson Education, Inc.

9-31

Figure 9.14 The structure of a simple employee file implemented as a text file



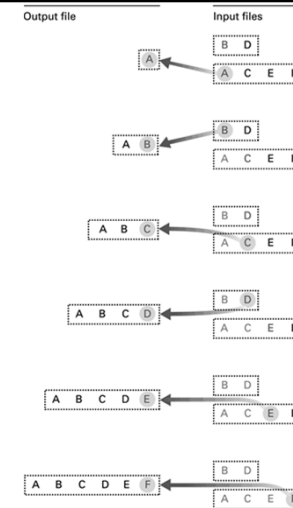
Copyright © 2015 Pearson Education, Inc.

9-32

Figure 9.15 A function for merging two sequential files

```
def MergeFiles (InputFileA, InputFileB, OutputFile):
    if (both input files at EOF):
        Stop, with OutputFile empty
    if (InputFileA not at EOF):
        Declare its first record to be its current record
    if (InputFileB not at EOF):
        Declare its first record to be its current record
    while (neither input file at EOF):
        Put the current record with the "smaller" key field value in OutputFile
        if (that current record is the last record in its corresponding input file):
            Declare that input file to be at EOF
        else:
            Declare the next record in that input file to be the file's current record
    Starting with the current record in the input file that is not at EOF,
    copy the remaining records to OutputFile
```

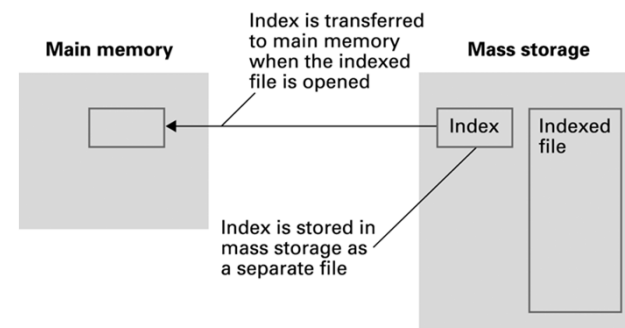
Figure 9.16 Applying the merge algorithm (Letters are used to represent entire records. The particular letter indicates the value of the record's key field.)



Indexed Files

- **Index:** A list of key values and the location of their associated records

Figure 9.17 Opening an indexed file



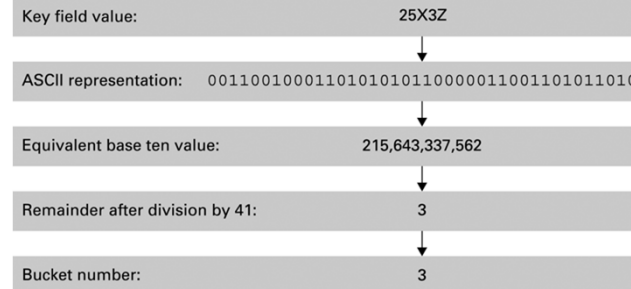
Hashing

- Each record has a key field
- The storage space is divided into **buckets**
- A **hash function** computes a bucket number for each key value
- Each record is stored in the bucket corresponding to the hash of its key

Copyright © 2015 Pearson Education, Inc.

9-37

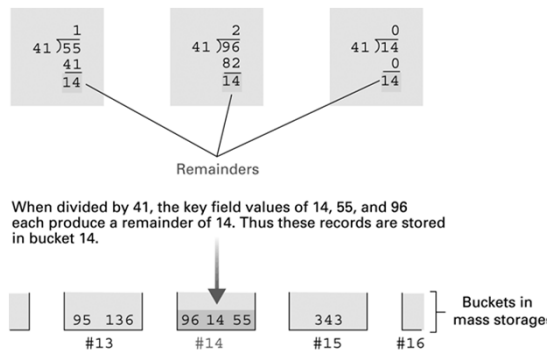
Figure 9.18 Hashing the key field value 25X3Z to one of 41 buckets



Copyright © 2015 Pearson Education, Inc.

9-38

Figure 9.19 The rudiments of a hashing system



Copyright © 2015 Pearson Education, Inc.

9-39

Collisions in Hashing

- **Collision:** The case of two keys hashing to the same bucket
 - Major problem when table is over 75% full
 - Solution: increase number of buckets and rehash all data

Copyright © 2015 Pearson Education, Inc.

9-40

Data Mining

- **Data Mining:** The area of computer science that deals with discovering patterns in collections of data
- **Data warehouse:** A static data collection to be mined
 - **Data cube:** Data presented from many perspectives to enable mining

Copyright © 2015 Pearson Education, Inc.

9-41

Data Mining Strategies

- Class description
- Class discrimination
- Cluster analysis
- Association analysis
- Outlier analysis
- Sequential pattern analysis

Copyright © 2015 Pearson Education, Inc.

9-42

Social Impact of Database Technology

- Problems
 - Massive amounts of personal data are being collected
 - Often without knowledge or meaningful consent of affected people
 - Data merging produces new, more invasive information
 - Errors are widely disseminated and hard to correct
- Remedies
 - Existing legal remedies often difficult to apply
 - Negative publicity may be more effective

Copyright © 2015 Pearson Education, Inc.

9-43