


# *Applied Deep Learning*



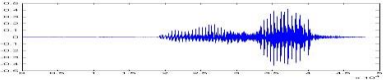




## Neural Network Basics



March 8th, 2021 <http://adl.miulab.tw>

2

# Learning $\approx$ Looking for a Function

- Speech Recognition  $f(\text{  ) = \text{“你好”}$
- Handwritten Recognition  $f(\text{  ) = \text{“2”}$
- Weather forecast  $f(\text{  Thursday ) = \text{“  Saturday”}$
- Play video games  $f(\text{  ) = \text{“move left”}$

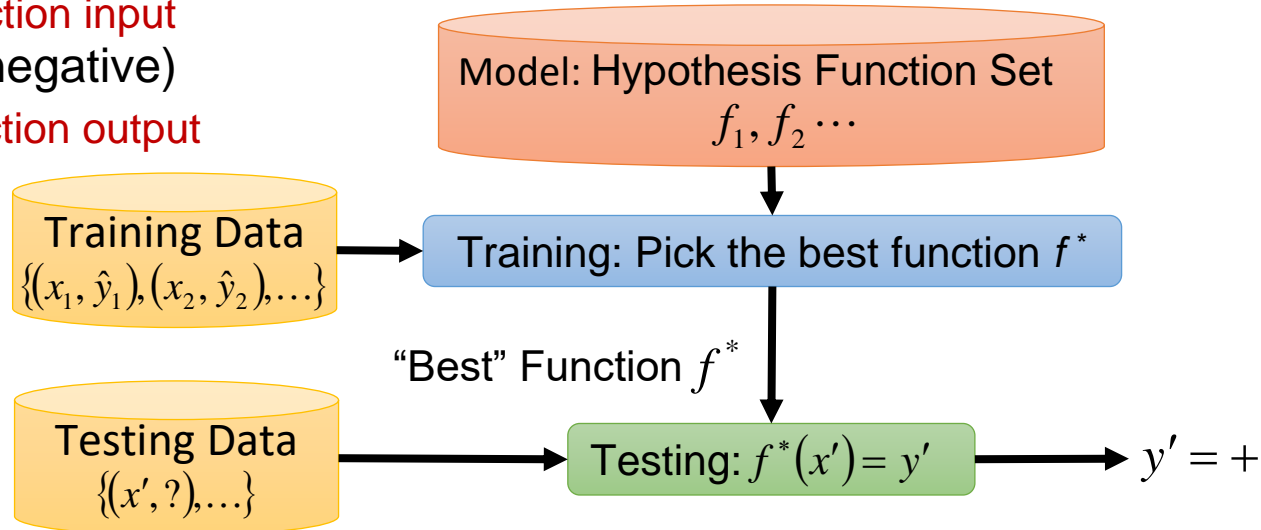
# 3 Machine Learning Framework

$x$ : “It claims too much.”

function input

$\hat{y}$ : - (negative)

function output



Training is to pick the best function given the observed data  
Testing is to predict the label using the learned function



## Training & Resources

4

# How to Train a Model?

實際上我們是如何訓練一個模型的？

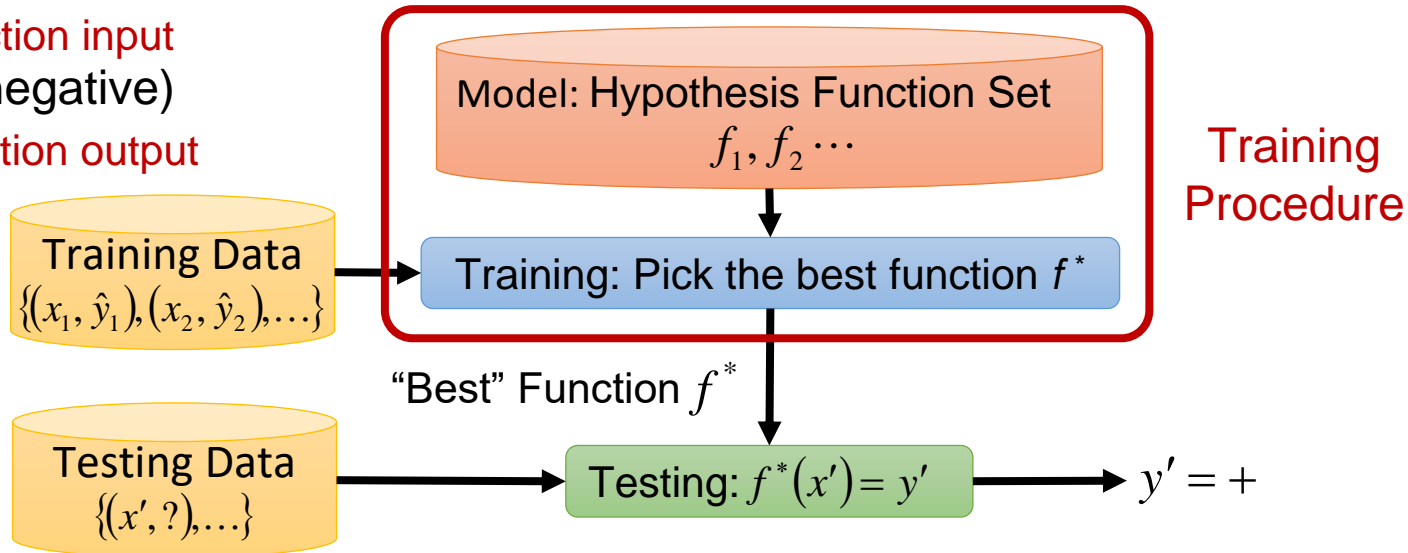
# 5 Machine Learning Framework

$x$ : “It claims too much.”

function input

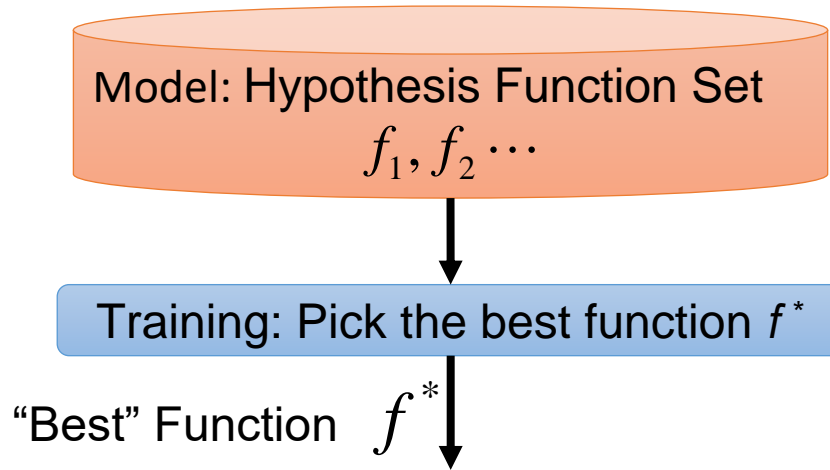
$\hat{y}$ : - (negative)

function output



Training is to pick the best function given the observed data  
Testing is to predict the label using the learned function

# Training Procedure



- Q1. What is the model? (function hypothesis set)
- Q2. What does a "good" function mean?
- Q3. How do we pick the "best" function?

# 7 Training Procedure Outline

## ① Model Architecture

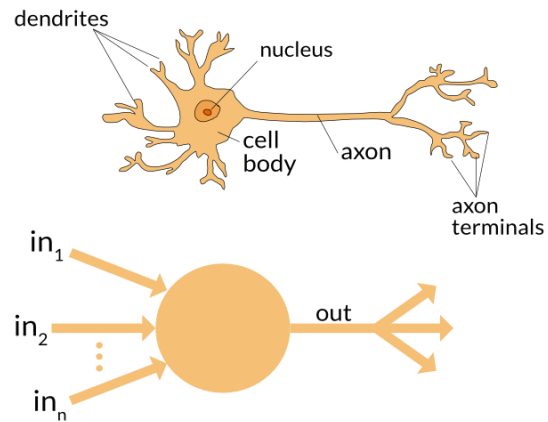
- ✓ A Single Layer of Neurons (Perceptron)
- ✓ Limitation of Perceptron
- ✓ Neural Network Model (Multi-Layer Perceptron)

## ② Loss Function Design

- ✓ Function = Model Parameters
- ✓ Model Parameter Measurement

## ③ Optimization

- ✓ Gradient Descent
- ✓ Stochastic Gradient Descent (SGD)
- ✓ Mini-Batch SGD
- ✓ Practical Tips



8

# What is the Model?

## 什麼是模型？



# 9 Training Procedure Outline

## ① Model Architecture

- ✓ A Single Layer of Neurons (Perceptron)
- ✓ Limitation of Perceptron
- ✓ Neural Network Model (Multi-Layer Perceptron)

## ② Loss Function Design

- ✓ Function = Model Parameters
- ✓ Model Parameter Measurement

## ③ Optimization

- ✓ Gradient Descent
- ✓ Stochastic Gradient Descent (SGD)
- ✓ Mini-Batch SGD
- ✓ Practical Tips

10

# Classification Task

## ● Sentiment Analysis

“這規格有誠意!” → +  
“太爛了吧~” → -


Binary Classification

input  
object

Class A (yes)

Class B (no)

## ● Speech Phoneme Recognition

 → /h/

## ● Handwritten Recognition

 → 2

Multi-class Classification

input  
object

Class A

Class B

Class C

Some cases are not easy to be formulated as classification problems

# Target Function

## Classification Task

$$f(x) = y \quad \longrightarrow \quad f : \mathbb{R}^N \rightarrow \mathbb{R}^M$$

- $x$ : input object to be classified
- $y$ : class/label


- a  $N$ -dim vector
- a  $M$ -dim vector

Assume both  $x$  and  $y$  can be represented as fixed-size vectors

# 12 Vector Representation Example

## Handwriting Digit Classification

**x: image**



16 x 16

Each pixel corresponds to an element in the vector

$\begin{bmatrix} 0 \\ 1 \\ \vdots \end{bmatrix}$ 
 1: for ink  
 0: otherwise  
 16 x 16 = 256 dimensions

$$f : R^N \rightarrow R^M$$

**y: class/label**

10 dimensions for digit recognition

“1”      “2”  
 $\begin{bmatrix} 1 \\ 0 \\ 0 \\ \vdots \end{bmatrix}$     “1”     $\begin{bmatrix} 0 \\ 1 \\ 0 \\ \vdots \end{bmatrix}$     “2”  
 “1” → “1” or not  
 “2” → “2” or not  
 “3” → “3” or not

# Vector Representation Example

## ● Sentiment Analysis

**$x$ : word**

“love” Each element in the vector corresponds to a word in the vocabulary

$$\begin{bmatrix} 0 \\ 1 \\ \vdots \end{bmatrix}$$
 1: indicates the word  
 0: otherwise  
 dimensions = size of vocab

$$f : R^N \rightarrow R^M$$

**$y$ : class/label**

3 dimensions  
(positive, negative, neutral)

$$\begin{array}{c} \text{“+”} \\ \downarrow \\ \begin{bmatrix} 1 \\ 0 \\ 0 \\ \vdots \end{bmatrix} \end{array} \begin{array}{c} \text{“+”} \\ \text{“-”} \\ \text{“?”} \\ \vdots \end{array} \begin{array}{c} \text{“-”} \\ \downarrow \\ \begin{bmatrix} 0 \\ 1 \\ 0 \\ \vdots \end{bmatrix} \end{array} \begin{array}{c} \text{“+”} \rightarrow \text{“+” or not} \\ \text{“-”} \rightarrow \text{“-” or not} \\ \text{“?”} \rightarrow \text{“?” or not} \end{array}$$

# Target Function

## Classification Task

$$f(x) = y \quad \longrightarrow \quad f : \mathbb{R}^N \rightarrow \mathbb{R}^M$$

- $x$ : input object to be classified
- $y$ : class/label

- a  $N$ -dim vector
- a  $M$ -dim vector

Assume both  $x$  and  $y$  can be represented as fixed-size vectors

# 15 Training Procedure Outline

## ① Model Architecture

- ✓ A Single Layer of Neurons (Perceptron)
- ✓ Limitation of Perceptron
- ✓ Neural Network Model (Multi-Layer Perceptron)

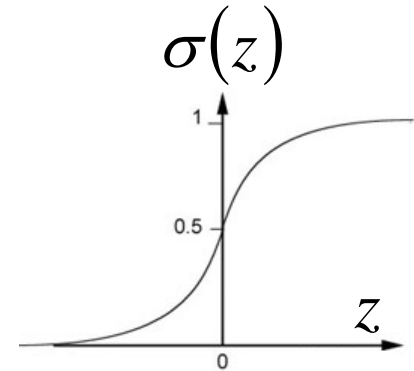
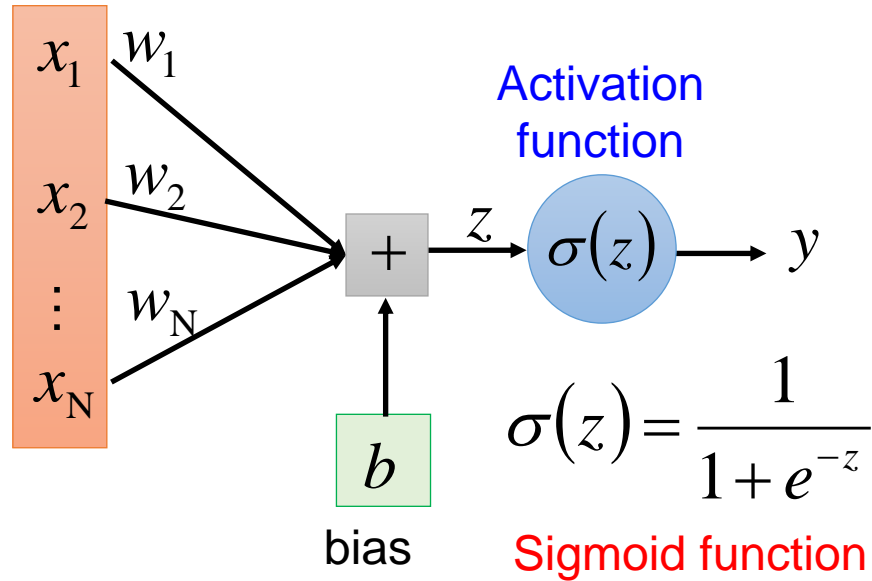
## ② Loss Function Design

- ✓ Function = Model Parameters
- ✓ Model Parameter Measurement

## ③ Optimization

- ✓ Gradient Descent
- ✓ Stochastic Gradient Descent (SGD)
- ✓ Mini-Batch SGD
- ✓ Practical Tips

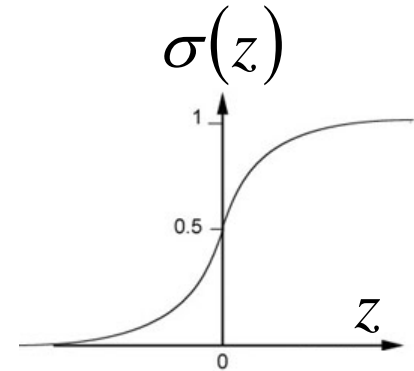
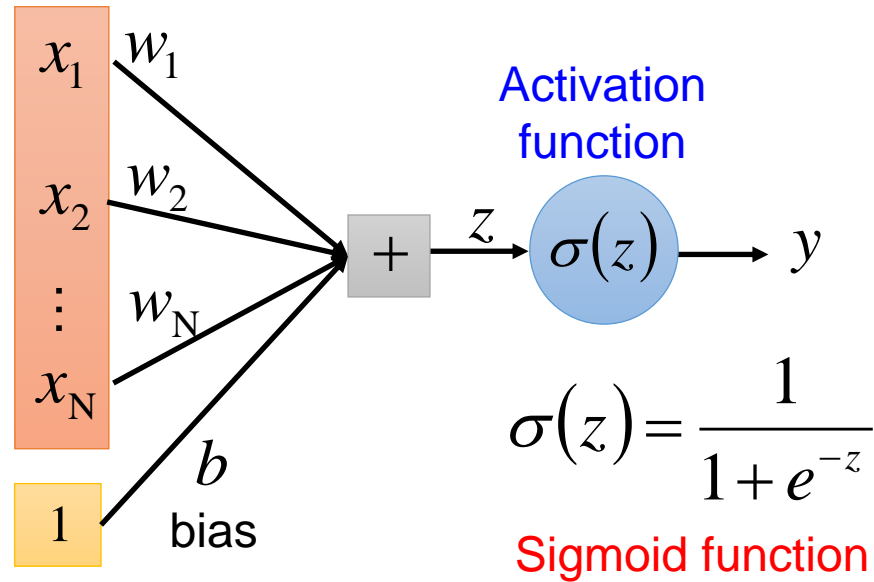
# A Single Neuron



Each neuron is a very simple function

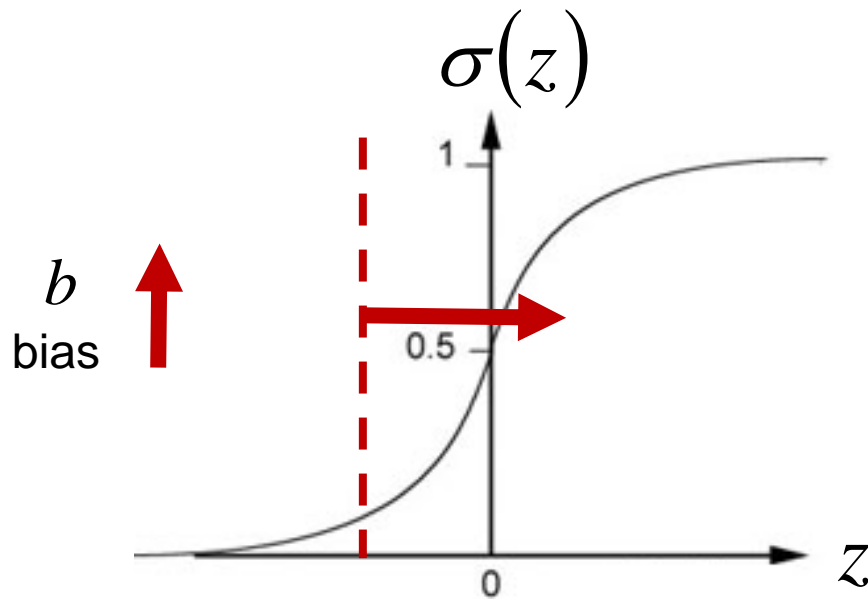


# A Single Neuron



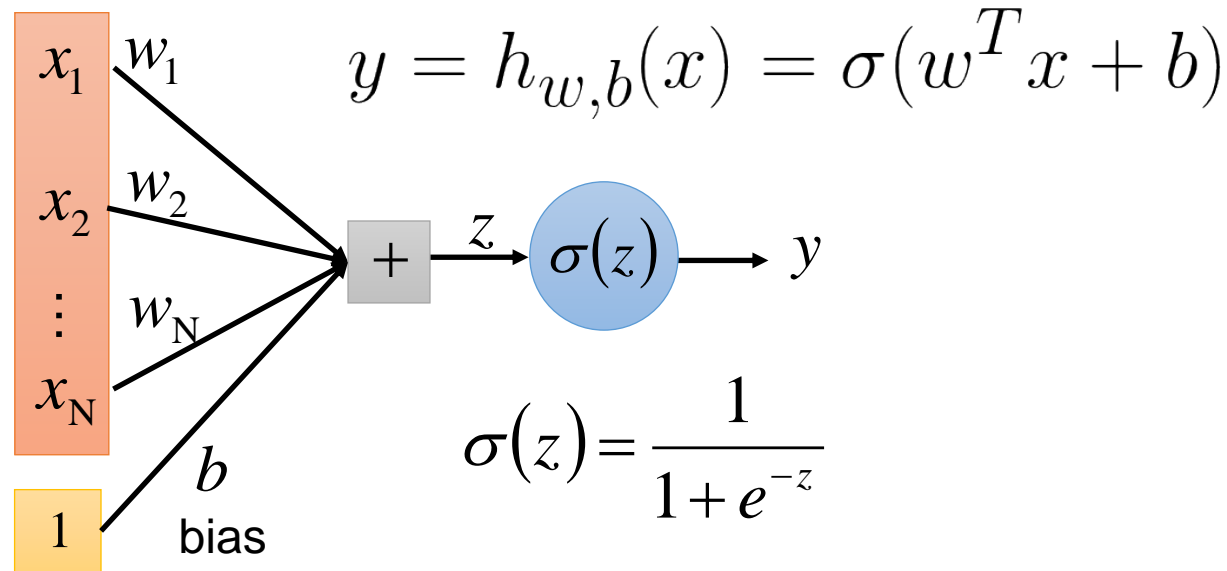
The bias term is an “always on” feature

# Why Bias?



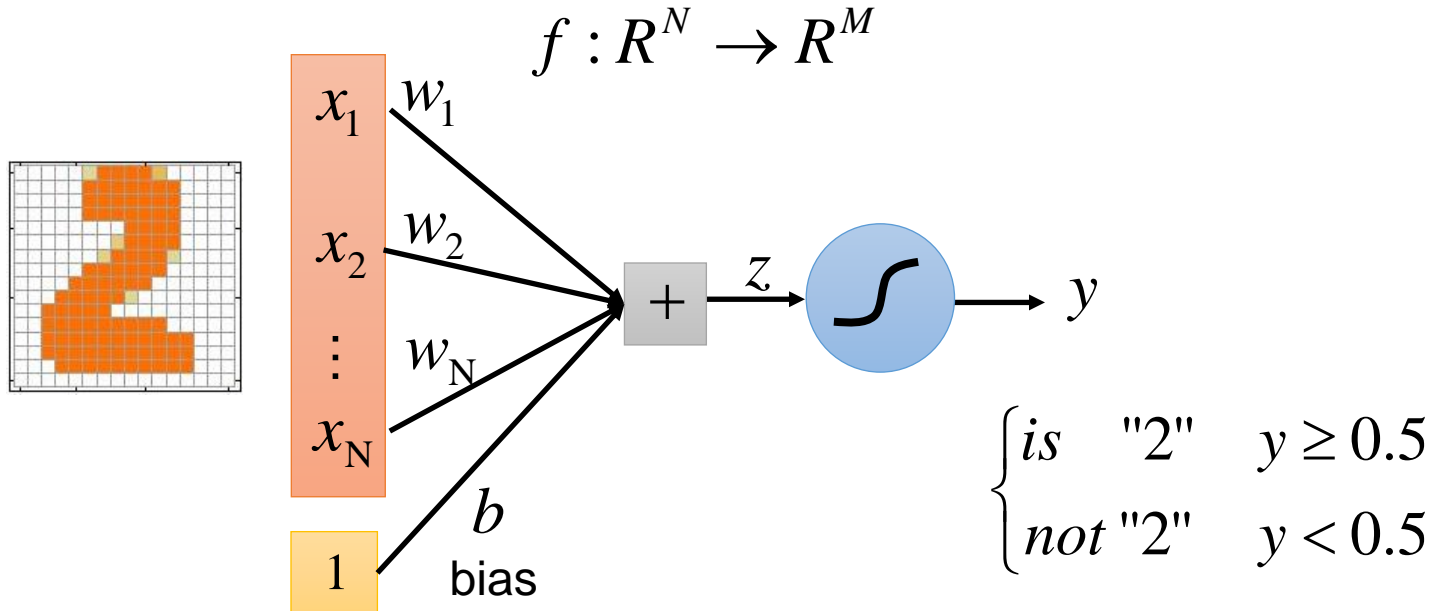
The bias term gives a class prior

# Model Parameters of A Single Neuron



$w, b$  are the parameters of this neuron

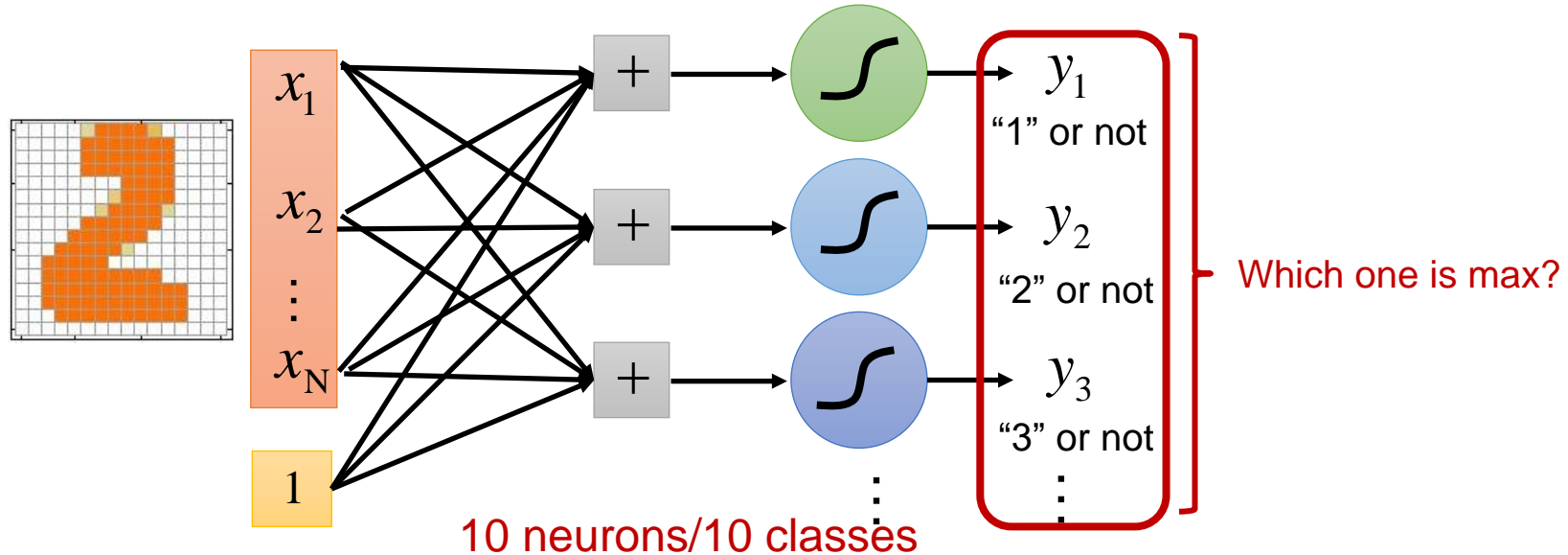
# A Single Neuron



A single neuron can only handle binary classification

# A Layer of Neurons

- Handwriting digit classification  $f : R^N \rightarrow R^M$



A layer of neurons can handle multiple possible output, and the result depends on the max one

# 22 Training Procedure Outline

## ① Model Architecture

- ✓ A Single Layer of Neurons (Perceptron)
- ✓ Limitation of Perceptron
- ✓ Neural Network Model (Multi-Layer Perceptron)

## ② Loss Function Design

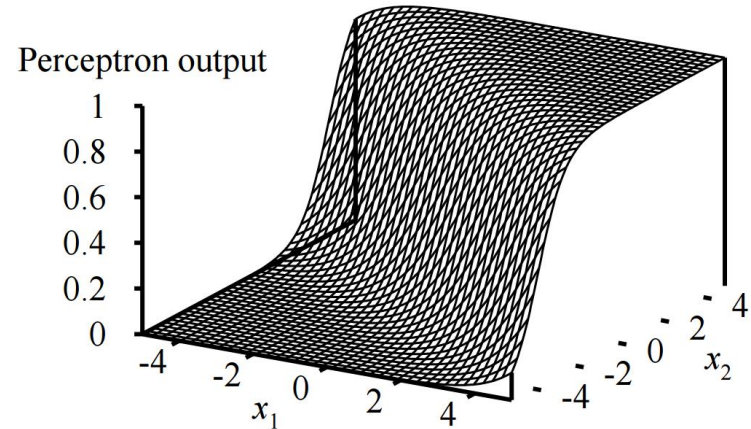
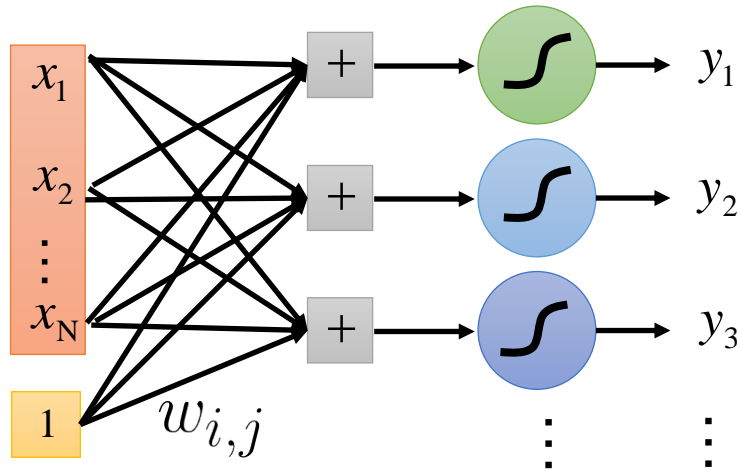
- ✓ Function = Model Parameters
- ✓ Model Parameter Measurement

## ③ Optimization

- ✓ Gradient Descent
- ✓ Stochastic Gradient Descent (SGD)
- ✓ Mini-Batch SGD
- ✓ Practical Tips

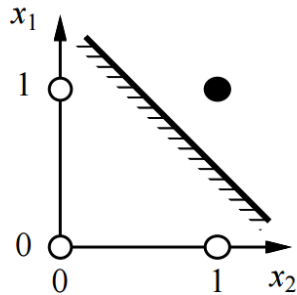
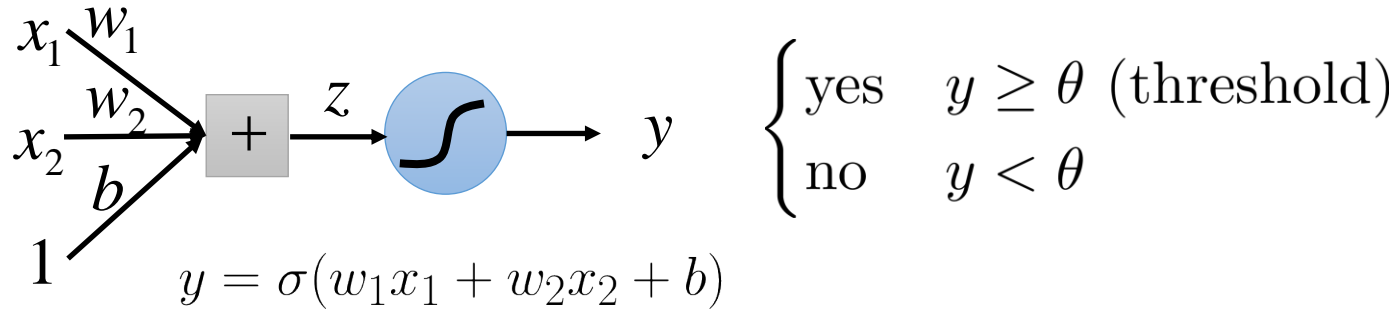
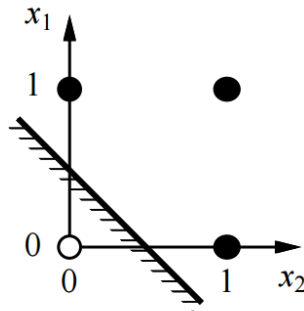
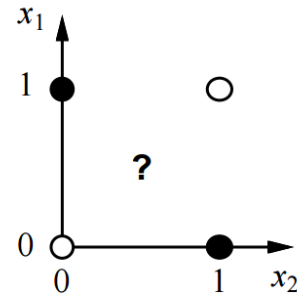
# 23 A Layer of Neurons – Perceptron

- Output units all operate separately – no shared weights



Adjusting weights moves the location, orientation, and steepness of cliff

# Expression of Perceptron

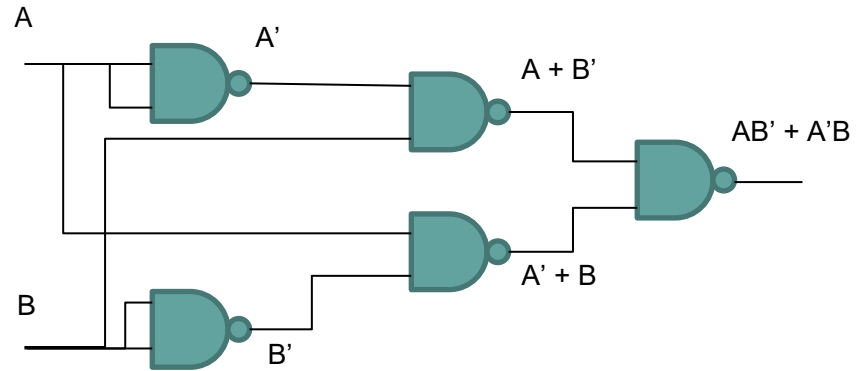
(a)  $x_1$  and  $x_2$ (b)  $x_1$  or  $x_2$ (c)  $x_1$  xor  $x_2$ 

A perceptron can represent AND, OR, NOT, etc., but not **XOR** → linear separator



# How to Implement XOR?

Input		Output
A	B	
0	0	0
0	1	1
1	0	1
1	1	0



$$A \text{ xor } B = AB' + A'B$$

Multiple operations can produce more complicate output

# 26 Training Procedure Outline

## ① Model Architecture

- ✓ A Single Layer of Neurons (Perceptron)
- ✓ Limitation of Perceptron
- ✓ Neural Network Model (Multi-Layer Perceptron)

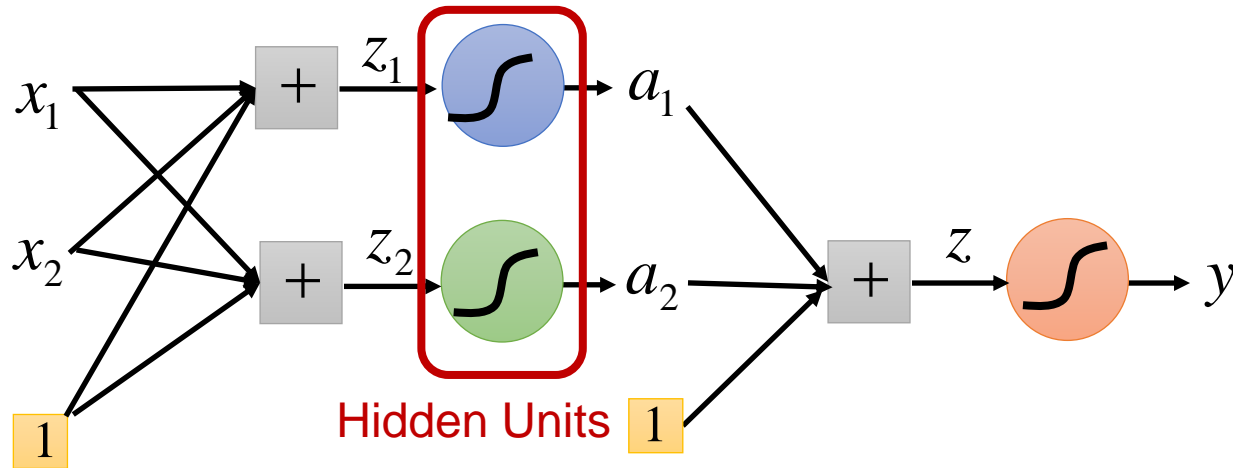
## ② Loss Function Design

- ✓ Function = Model Parameters
- ✓ Model Parameter Measurement

## ③ Optimization

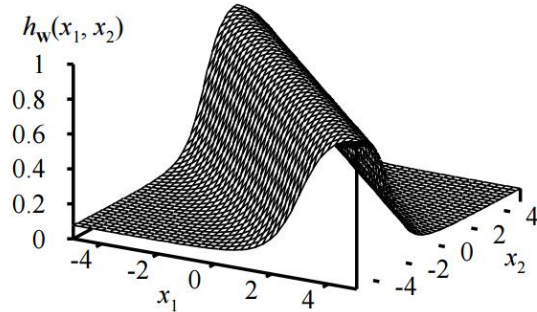
- ✓ Gradient Descent
- ✓ Stochastic Gradient Descent (SGD)
- ✓ Mini-Batch SGD
- ✓ Practical Tips

# Neural Networks – Multi-Layer Perceptron

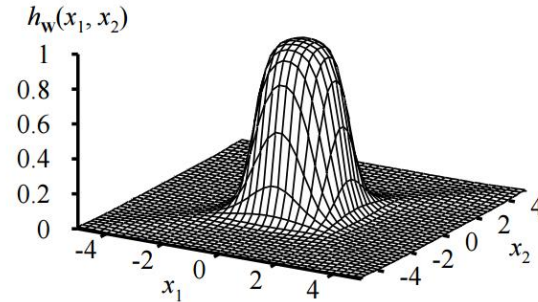


# Expression of Multi-Layer Perceptron

- Continuous function w/ 2 layers



- Continuous function w/ 3 layers



- Combine two opposite-facing threshold functions to make a ridge

- Combine two perpendicular ridges to make a bump

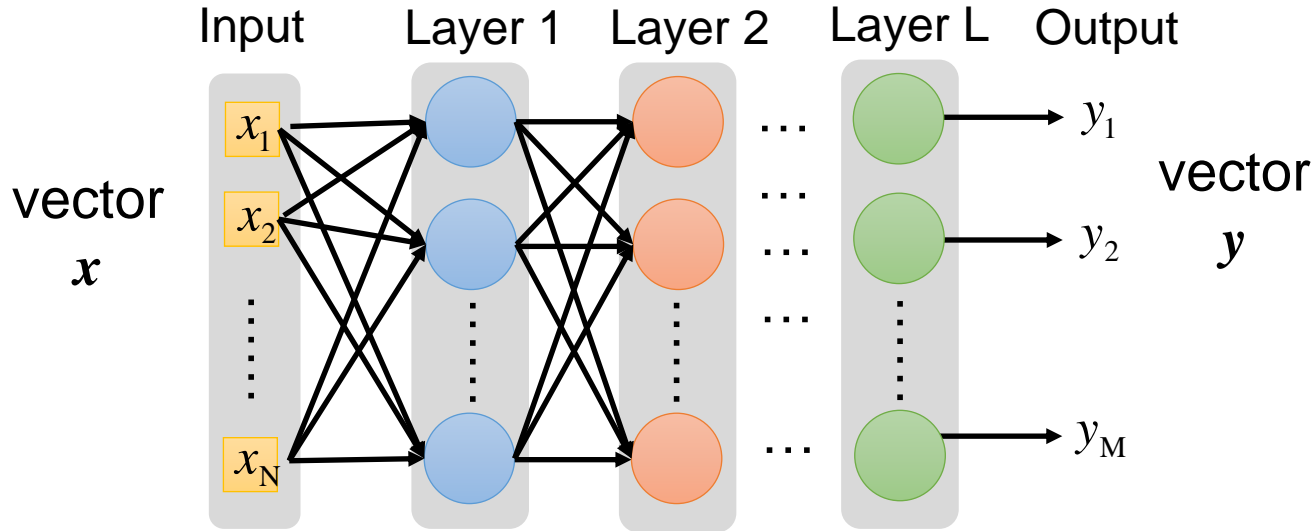
- Add bumps of various sizes and locations to fit any surface

multiple layers enhance the model expression  
 → the model can approximate more complex functions

# 29 Deep Neural Networks (DNN)

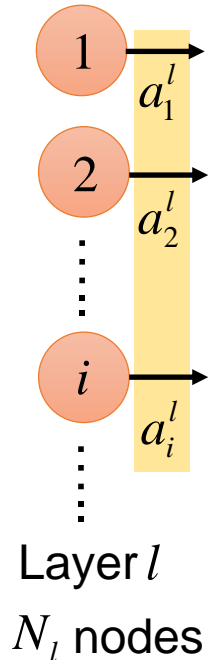
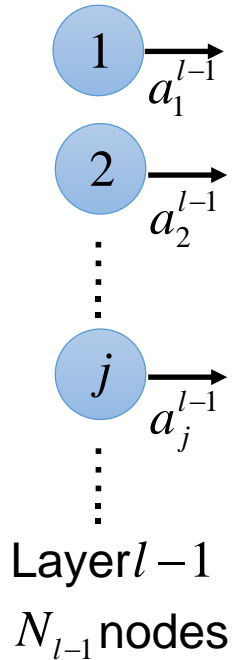
- Fully connected feedforward network

$$f : R^N \rightarrow R^M$$



**Deep NN: multiple hidden layers**

# Notation Definition



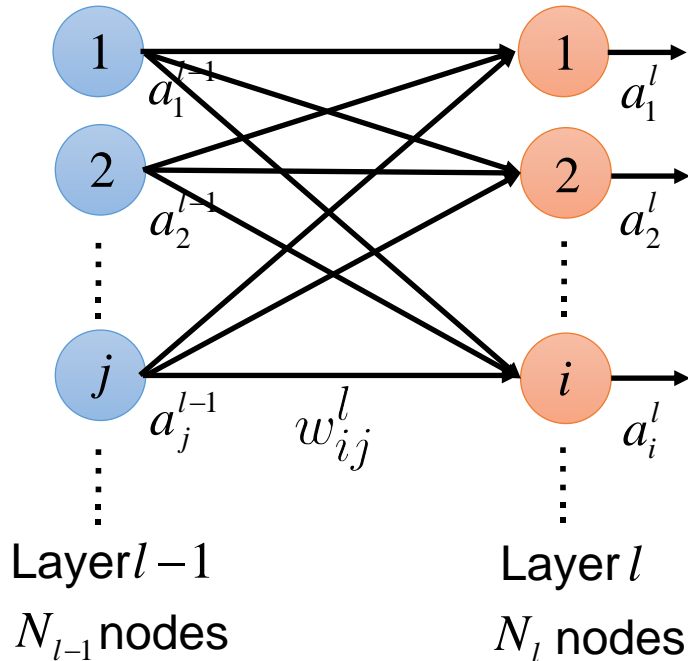
Output of a neuron:

$a_i^l$  → layer  $l$   
 $a_i^l$  → neuron  $i$

$$a^l = \begin{bmatrix} \vdots \\ a_i^l \\ \vdots \end{bmatrix}$$

output of one layer → a vector

# Notation Definition



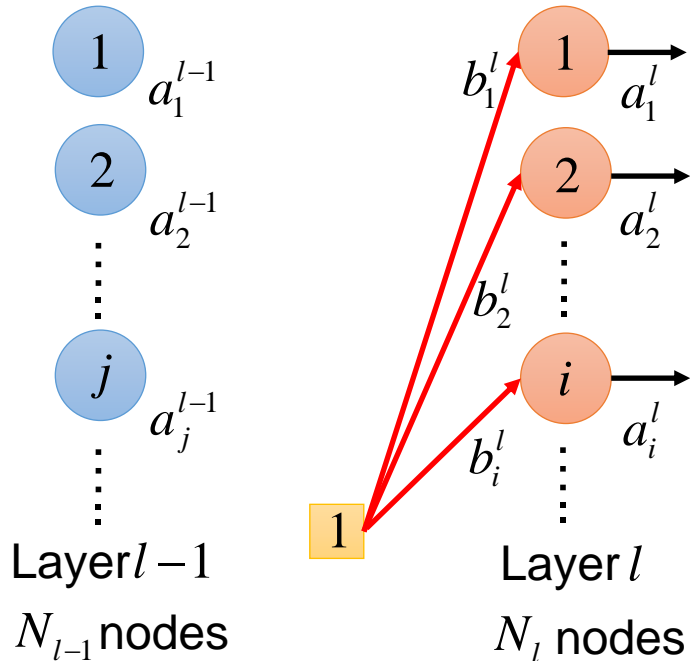
$w_{ij}^l$  → layer  $l-1$   
to layer  $l$

→ from neuron  $j$  (layer  $l-1$ )  
to neuron  $i$  (layer  $l$ )

$$W^l = \begin{bmatrix} w_{11}^l & w_{12}^l & \cdots \\ w_{21}^l & w_{22}^l & \cdots \\ \vdots & & \ddots \end{bmatrix} \begin{matrix} \leftarrow N_{l-1} \rightarrow \\ \updownarrow N_l \end{matrix}$$

weights between two layers  
→ a matrix

# Notation Definition



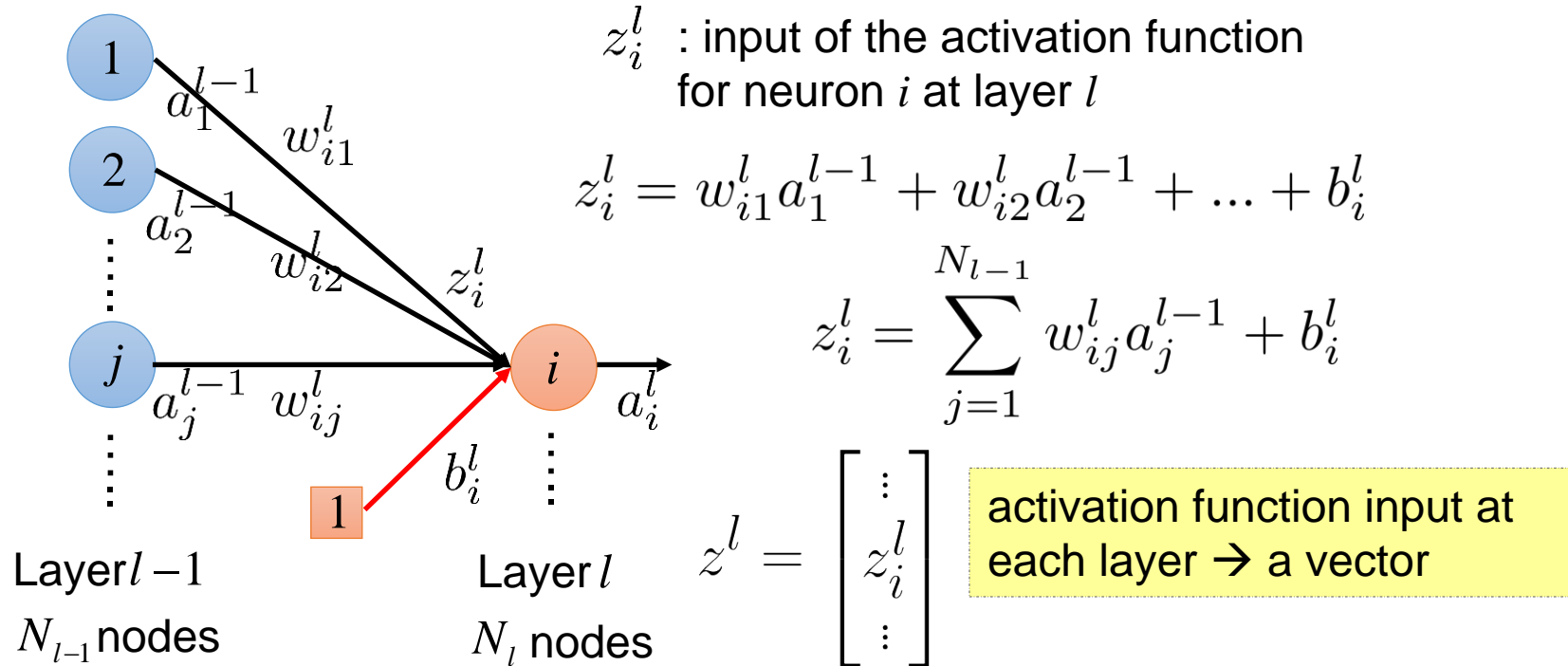
$b_i^l$  : bias for neuron  $i$  at layer  $l$

$$b^l = \begin{bmatrix} \vdots \\ b_i^l \\ \vdots \end{bmatrix}$$

bias of all neurons at each layer  
 $\rightarrow$  a vector



# Notation Definition



# Notation Summary

$a_i^l$  : output of a neuron

$a^l$  : output vector of a layer

$z_i^l$  : input of activation function

$z^l$  : input vector of activation function  
for a layer

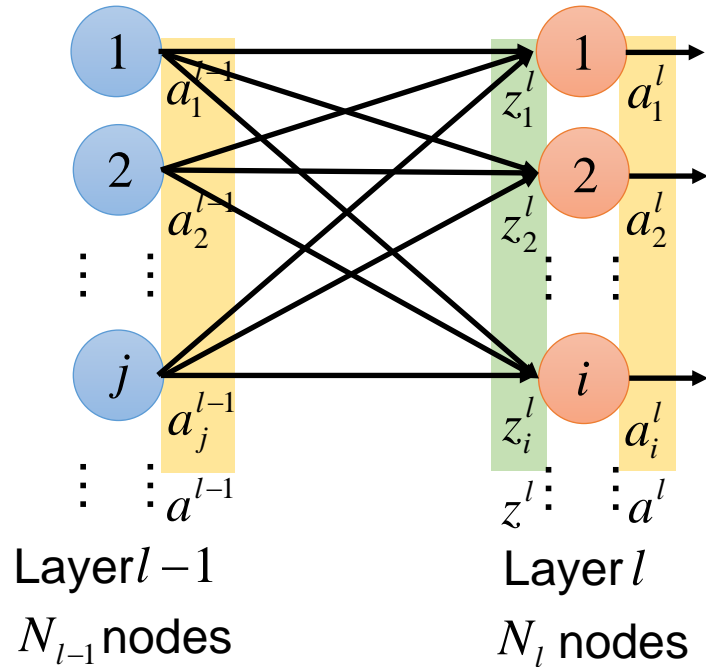
$w_{ij}^l$  : a weight

$W^l$  : a weight matrix

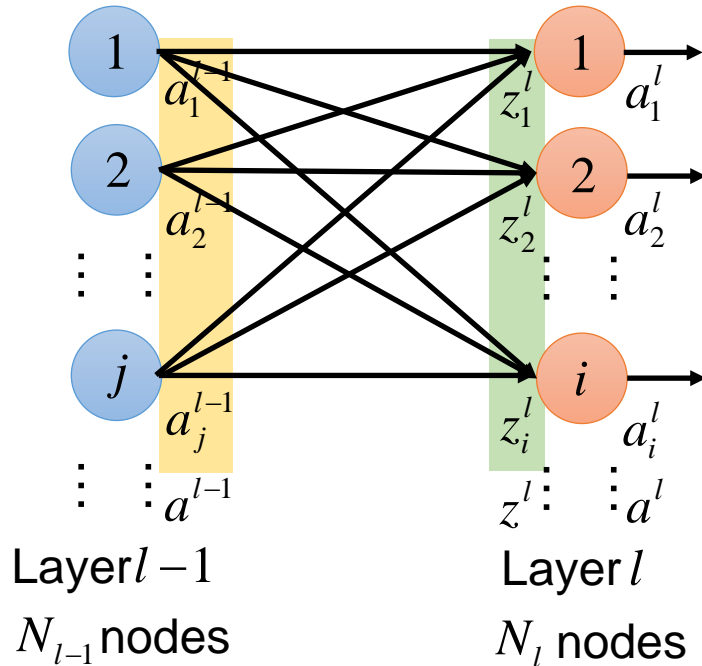
$b_i^l$  : a bias

$b^l$  : a bias vector

# Layer Output Relation



# Layer Output Relation – from $a$ to $z$



$$z_1^l = w_{11}^1 a_1^{l-1} + w_{12}^1 a_2^{l-1} + \dots + b_1^l$$

$$\vdots$$

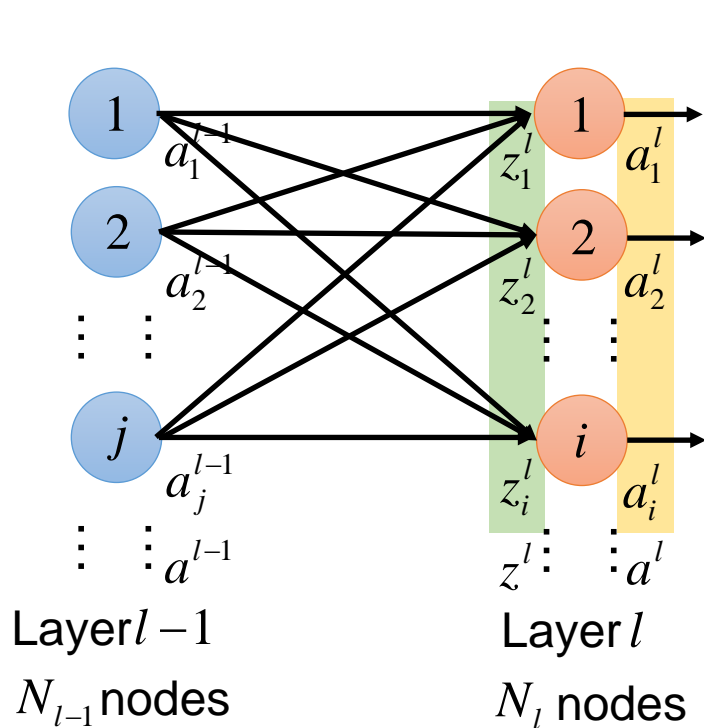
$$z_i^l = w_{i1}^1 a_1^{l-1} + w_{i2}^1 a_2^{l-1} + \dots + b_i^l$$

$$\vdots$$

$$\begin{bmatrix} z_1^l \\ \vdots \\ z_i^l \\ \vdots \end{bmatrix} = \begin{bmatrix} w_{11}^l & w_{12}^l & \dots \\ w_{21}^l & w_{22}^l & \dots \\ \vdots & \vdots & \dots \end{bmatrix} \begin{bmatrix} a_1^{l-1} \\ \vdots \\ a_i^{l-1} \\ \vdots \end{bmatrix} + \begin{bmatrix} b_1^l \\ \vdots \\ b_i^l \\ \vdots \end{bmatrix}$$

$$z^l = W^l a^{l-1} + b^l$$

# Layer Output Relation – from $z$ to $a$

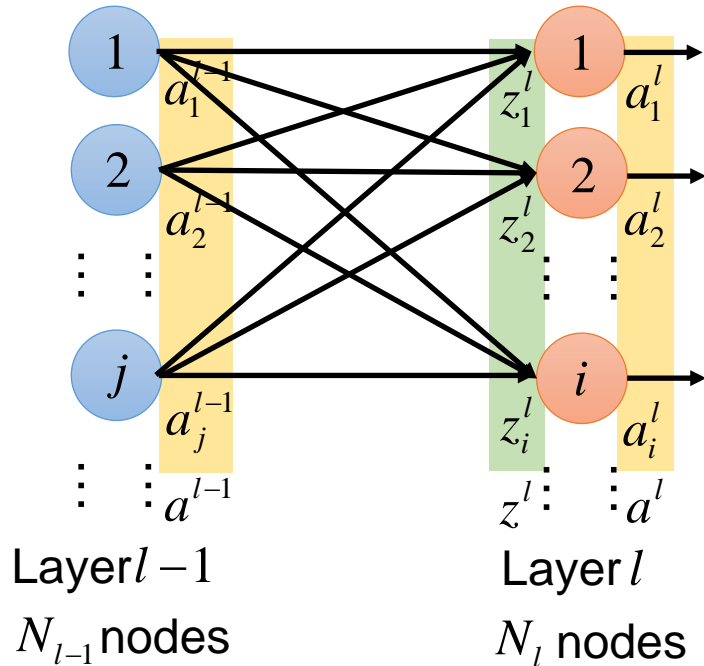


$$a_i^l = \sigma(z_i^l)$$

$$\begin{bmatrix} a_1^l \\ a_2^l \\ \vdots \\ a_i^l \\ \vdots \end{bmatrix} = \begin{bmatrix} \sigma(z_1^l) \\ \sigma(z_2^l) \\ \vdots \\ \sigma(z_i^l) \\ \vdots \end{bmatrix}$$

$$a^l = \sigma(z^l)$$

# Layer Output Relation



$$z^l = W^l a^{l-1} + b^l$$

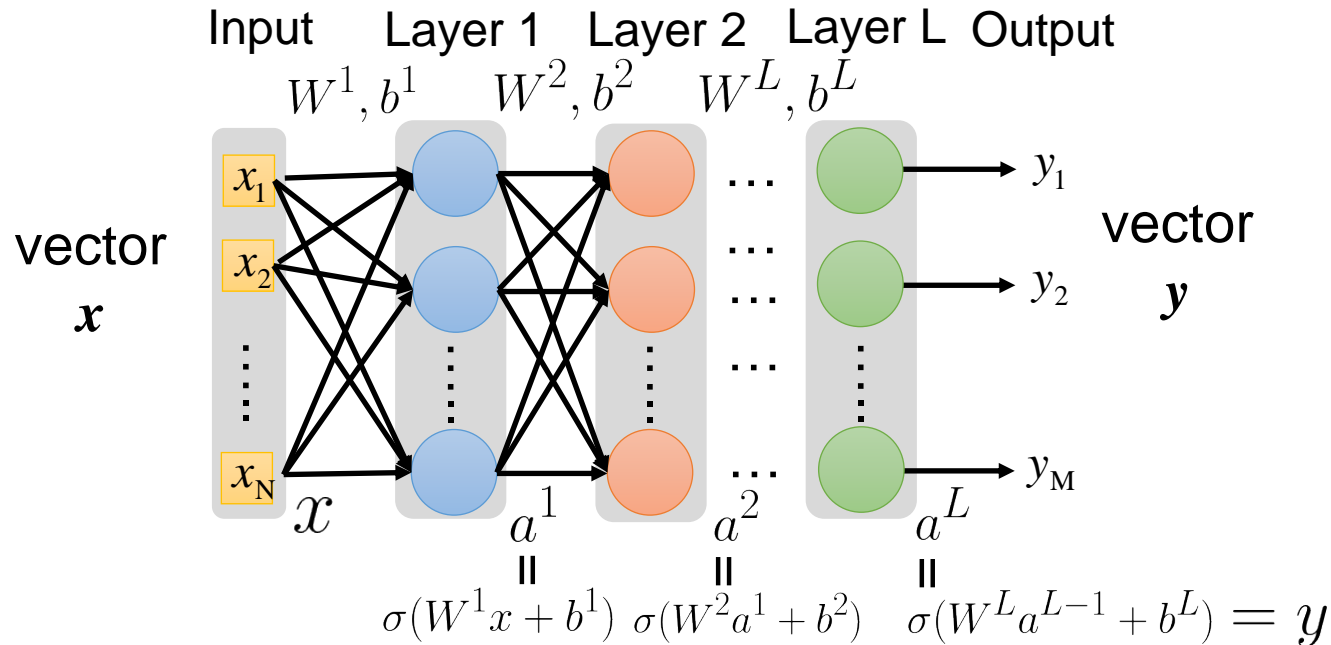
$$a^l = \sigma(z^l)$$



$$a^l = \sigma(W^l a^{l-1} + b^l)$$

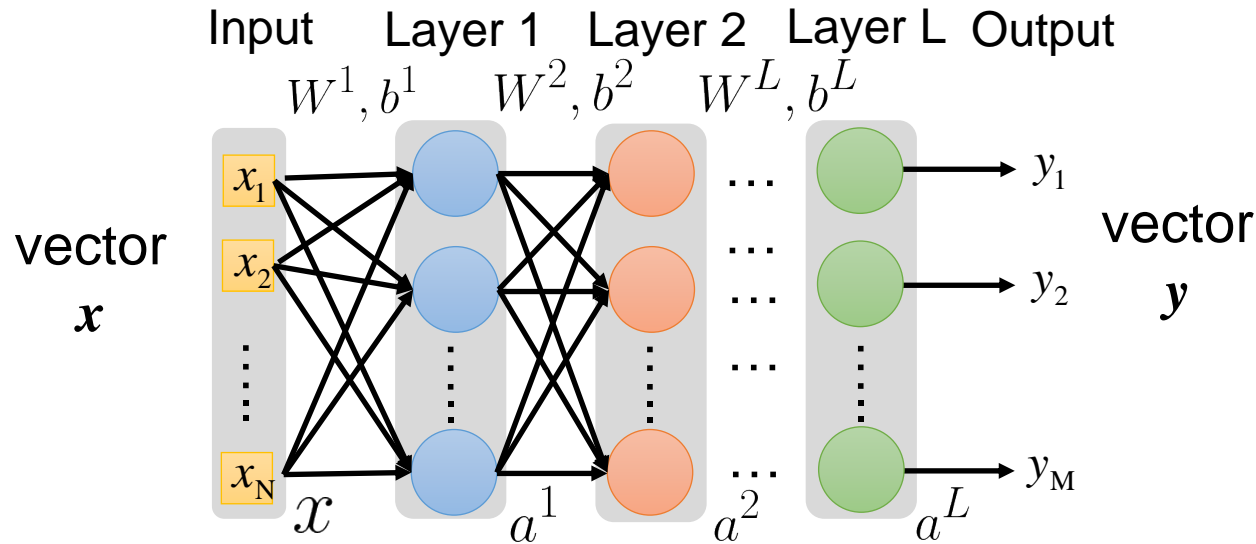
# Neural Network Formulation

- Fully connected feedforward network  $f : R^N \rightarrow R^M$



# Neural Network Formulation

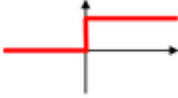
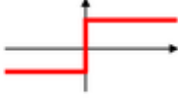
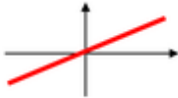
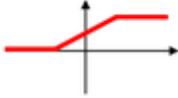

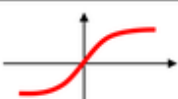
- Fully connected feedforward network  $f : R^N \rightarrow R^M$



$$y = f(x) = \sigma(W^L \dots \sigma(W^2 \sigma(W^1 x + b^1) + b^2) \dots + b^L)$$

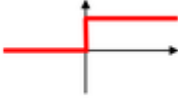
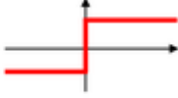
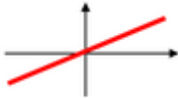

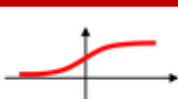



# Activation Function $\sigma(\cdot)$

Activation function	Equation	Example	1D Graph
Unit step (Heaviside)	$\phi(z) = \begin{cases} 0, & z < 0, \\ 0.5, & z = 0, \\ 1, & z > 0, \end{cases}$	Perceptron variant	
Sign (Signum)	$\phi(z) = \begin{cases} -1, & z < 0, \\ 0, & z = 0, \\ 1, & z > 0, \end{cases}$	Perceptron variant	
Linear	$\phi(z) = z$	Adaline, linear regression	
Piece-wise linear	$\phi(z) = \begin{cases} 1, & z \geq \frac{1}{2}, \\ z + \frac{1}{2}, & -\frac{1}{2} < z < \frac{1}{2}, \\ 0, & z \leq -\frac{1}{2}, \end{cases}$	Support vector machine	
Logistic (sigmoid)	$\phi(z) = \frac{1}{1 + e^{-z}}$	Logistic regression, Multi-layer NN	
Hyperbolic tangent	$\phi(z) = \frac{e^z - e^{-z}}{e^z + e^{-z}}$	Multi-layer NN	

bounded  
function

# Activation Function $\sigma(\cdot)$

Activation function	Equation	Example	1D Graph
Unit step (Heaviside)	$\phi(z) = \begin{cases} 0, & z < 0, \\ 0.5, & z = 0, \\ 1, & z > 0, \end{cases}$	Perceptron variant	
Sign (Signum)	$\phi(z) = \begin{cases} -1, & z < 0, \\ 0, & z = 0, \\ 1, & z > 0, \end{cases}$	Perceptron variant	
Linear	$\phi(z) = z$	Adaline, linear regression	
Piece-wise linear	$\phi(z) = \begin{cases} 1, & z \geq \frac{1}{2}, \\ z + \frac{1}{2}, & -\frac{1}{2} < z < \frac{1}{2}, \\ 0, & z \leq -\frac{1}{2}, \end{cases}$	Support vector machine	
Logistic (sigmoid)	$\phi(z) = \frac{1}{1 + e^{-z}}$	Logistic regression, Multi-layer NN	
Hyperbolic tangent	$\phi(z) = \frac{e^z - e^{-z}}{e^z + e^{-z}}$	Multi-layer NN	

boolean

linear

non-linear

# Non-Linear Activation Function

## ● Sigmoid

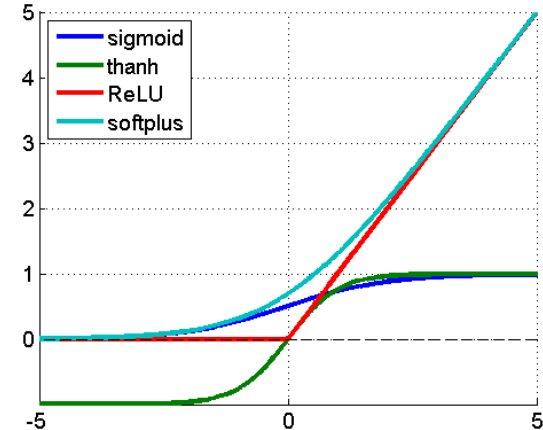
$$\text{sigmoid}(x) = \frac{1}{1 + e^{-x}}$$

## ● Tanh

$$\tanh(x) = \frac{\sinh(x)}{\cosh(x)} = \frac{e^x - e^{-x}}{e^x + e^{-x}}$$

## ● Rectified Linear Unit (ReLU)

$$\text{ReLU}(x) = \max(x, 0)$$



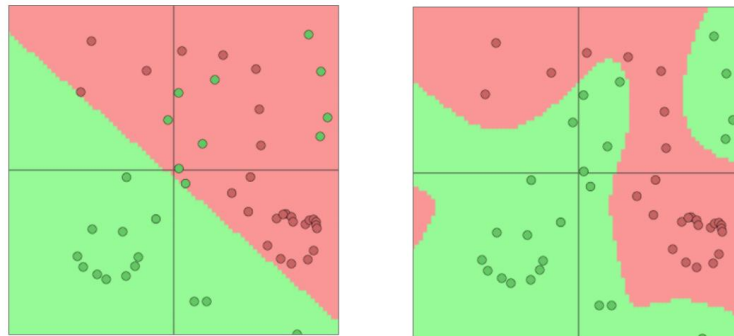
Non-linear functions are frequently used in neural networks

# Why Non-Linearity?

- Function approximation
  - Without non-linearity**, deep neural networks work the same as linear transform

$$W_1(W_2 \cdot x) = (W_1W_2)x = Wx$$

- With non-linearity**, networks with more layers can approximate more complex functions



45

What does the “**Good**”  
Function mean?

什麼叫做“**好**”的Function呢？

# 46 Training Procedure Outline

## ① Model Architecture

- ✓ A Single Layer of Neurons (Perceptron)
- ✓ Limitation of Perceptron
- ✓ Neural Network Model (Multi-Layer Perceptron)

## ② Loss Function Design

- ✓ Function = Model Parameters
- ✓ Model Parameter Measurement

## ③ Optimization

- ✓ Gradient Descent
- ✓ Stochastic Gradient Descent (SGD)
- ✓ Mini-Batch SGD
- ✓ Practical Tips

# 47 Training Procedure Outline

## ① Model Architecture

- ✓ A Single Layer of Neurons (Perceptron)
- ✓ Limitation of Perceptron
- ✓ Neural Network Model (Multi-Layer Perceptron)

## ② Loss Function Design

- ✓ Function = Model Parameters
- ✓ Model Parameter Measurement

## ③ Optimization

- ✓ Gradient Descent
- ✓ Stochastic Gradient Descent (SGD)
- ✓ Mini-Batch SGD
- ✓ Practical Tips

# 48 Function = Model Parameters

$$y = f(x) = \sigma(W^L \dots \sigma(W^2 \sigma(W^1 x + b^1) + b^2) \dots + b^L)$$

function set

different parameters  $W$  and  $b \rightarrow$  different functions

## Formal definition

$f(x; \theta)$  model parameter set

$$\theta = \{W^1, b^1, W^2, b^2, \dots, W^L, b^L\}$$

pick a function  $f =$  pick a set of model parameters  $\theta$



# 49 Training Procedure Outline

## ① Model Architecture

- ✓ A Single Layer of Neurons (Perceptron)
- ✓ Limitation of Perceptron
- ✓ Neural Network Model (Multi-Layer Perceptron)

## ② Loss Function Design

- ✓ Function = Model Parameters
- ✓ Model Parameter Measurement

## ③ Optimization

- ✓ Gradient Descent
- ✓ Stochastic Gradient Descent (SGD)
- ✓ Mini-Batch SGD
- ✓ Practical Tips

# Model Parameter Measurement

- Define a function to measure the quality of a parameter set  $\theta$ 
  - Evaluating by a **loss/cost/error function**  $C(\theta)$  → how bad  $\theta$  is
  - Best model parameter set

$$\theta^* = \arg \min_{\theta} C(\theta)$$

- Evaluating by an **objective/reward function**  $O(\theta)$  → how good  $\theta$  is
- Best model parameter set

$$\theta^* = \arg \max_{\theta} O(\theta)$$

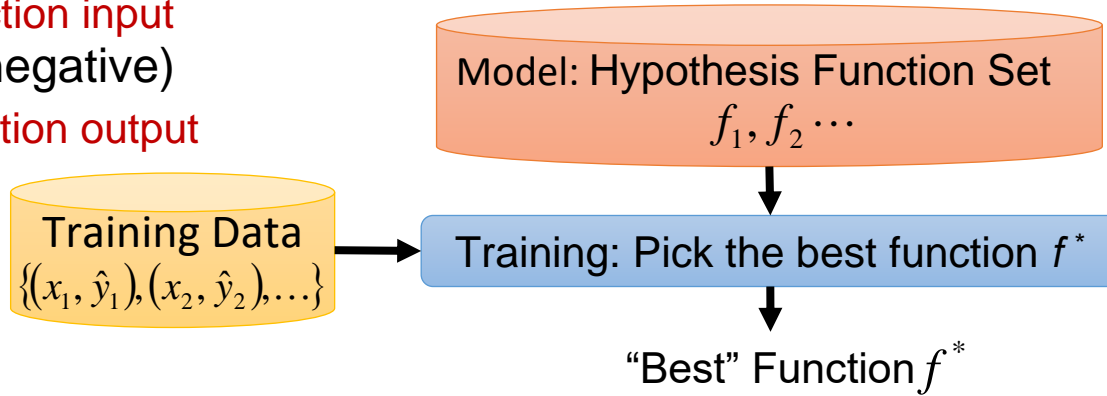
# Loss Function Example

$x$ : “It claims too much.”

function input

$\hat{y}$ : - (negative)

function output



A “Good” function:  $f(x; \theta) \sim \hat{y} \Rightarrow \|\hat{y} - f(x; \theta)\| \approx 0$

Define an example loss function: 
$$C(\theta) = \sum_k \|\hat{y}_k - f(x_k; \theta)\|$$

sum over the error of all training samples

# Frequent Loss Function

- Square loss

$$C(\theta) = (1 - \hat{y}f(x; \theta))^2$$

- Hinge loss

$$C(\theta) = \max(0, 1 - \hat{y}f(x; \theta))$$

- Logistic loss

$$C(\theta) = -\hat{y} \log(f(x; \theta))$$

- Cross entropy loss

$$C(\theta) = -\sum \hat{y} \log(f(x; \theta))$$

- Others: large margin, etc.

53

## How can we Pick the “Best” Function?

我們如何找出“最好”的Function呢？

# 54 Training Procedure Outline

- ① Model Architecture
  - ✓ A Single Layer of Neurons (Perceptron)
  - ✓ Limitation of Perceptron
  - ✓ Neural Network Model (Multi-Layer Perceptron)
- ② Loss Function Design
  - ✓ Function = Model Parameters
  - ✓ Model Parameter Measurement
- ③ Optimization
  - ✓ Gradient Descent
  - ✓ Stochastic Gradient Descent (SGD)
  - ✓ Mini-Batch SGD
  - ✓ Practical Tips

# Problem Statement

- Given a loss function and several model parameter sets
  - Loss function:  $C(\theta)$
  - Model parameter sets:  $\{\theta_1, \theta_2, \dots\}$
- Find a model parameter set that minimizes  $C(\theta)$

How to solve this optimization problem?

- 1) Brute force – enumerate all possible  $\theta$
- 2) Calculus –  $\frac{\partial C(\theta)}{\partial \theta} = 0$

Issue: whole space of  $C(\theta)$  is unknown



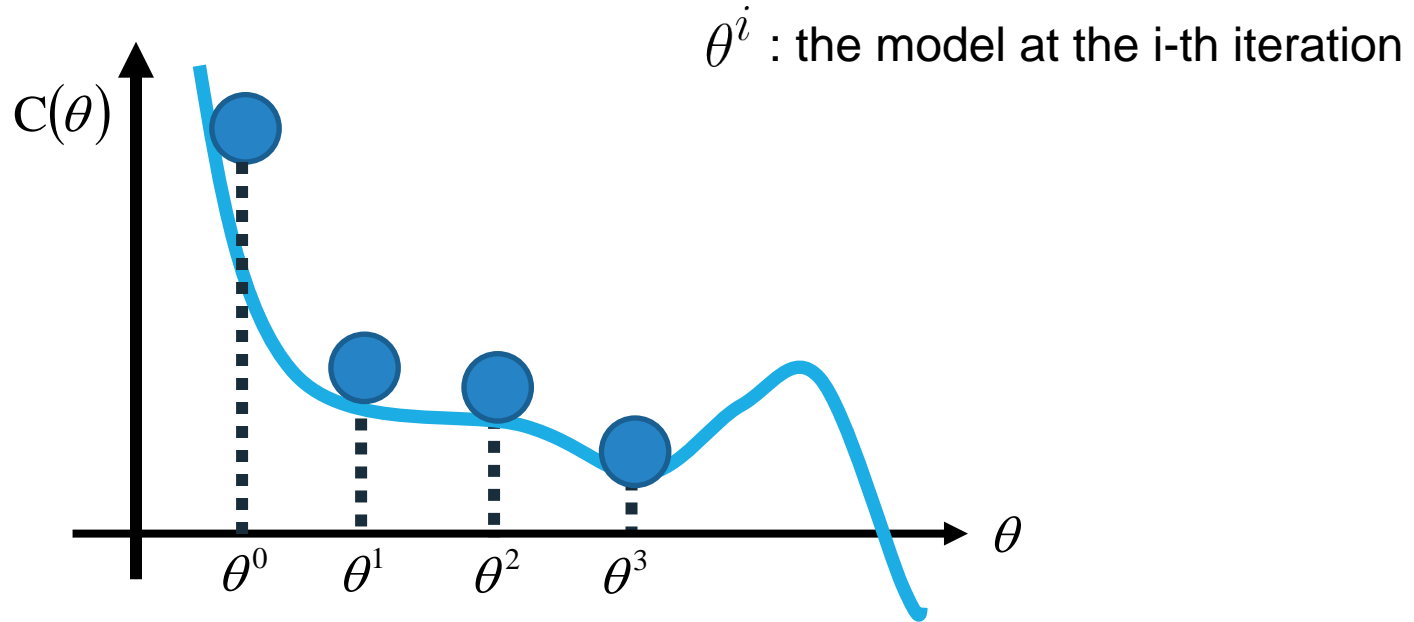
# Training Procedure Outline

- ① Model Architecture
  - ✓ A Single Layer of Neurons (Perceptron)
  - ✓ Limitation of Perceptron
  - ✓ Neural Network Model (Multi-Layer Perceptron)
- ② Loss Function Design
  - ✓ Function = Model Parameters
  - ✓ Model Parameter Measurement
- ③ Optimization
  - ✓ Gradient Descent
  - ✓ Stochastic Gradient Descent (SGD)
  - ✓ Mini-Batch SGD
  - ✓ Practical Tips



# Gradient Descent for Optimization

- Assume that  $\theta$  has only one variable



Idea: drop a ball and find the position where the ball stops rolling (local minima)

# Gradient Descent for Optimization

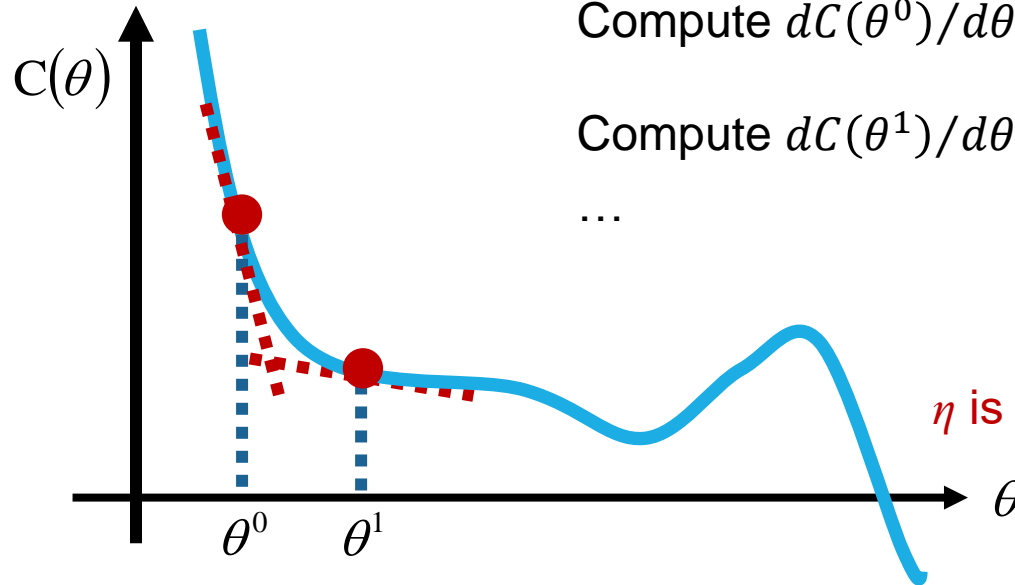
- Assume that  $\theta$  has only one variable

Randomly start at  $\theta^0$

$$\text{Compute } dC(\theta^0)/d\theta: \quad \theta^1 \leftarrow \theta^0 - \eta \frac{\partial C(\theta^0)}{\partial \theta}$$

$$\text{Compute } dC(\theta^1)/d\theta: \quad \theta^2 \leftarrow \theta^1 - \eta \frac{\partial C(\theta^1)}{\partial \theta}$$

...

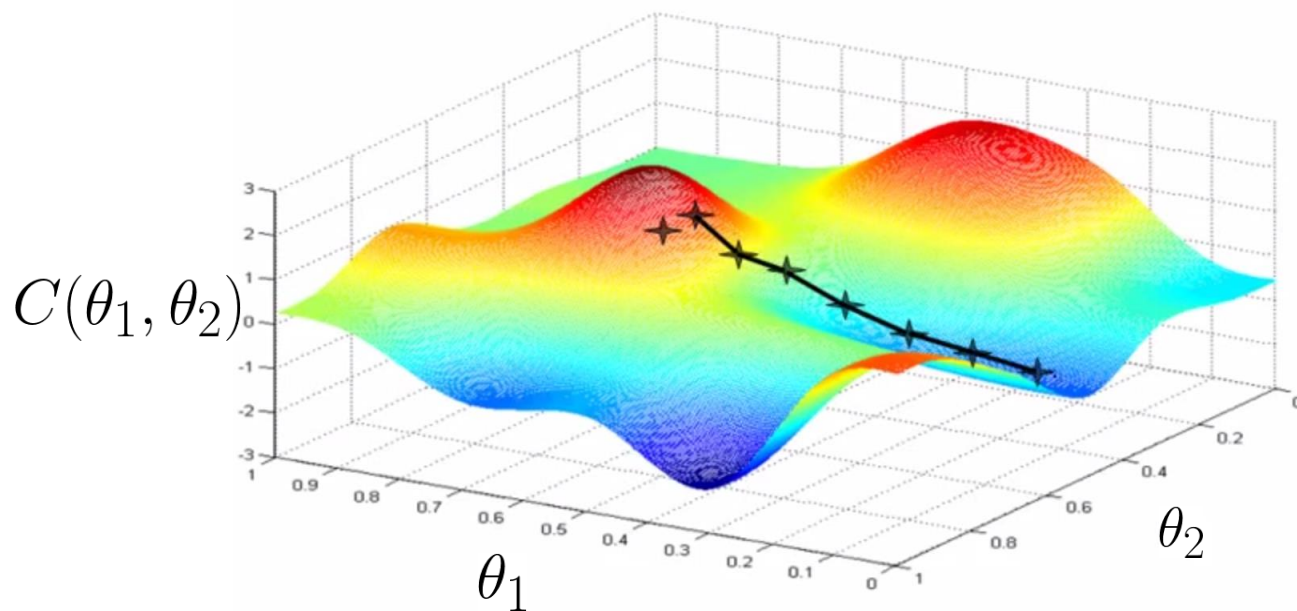


$\eta$  is “learning rate”

$$\theta^{i+1} \leftarrow \theta^i - \eta \nabla_{\theta} C(\theta^i)$$

# Gradient Descent for Optimization

- Assume that  $\theta$  has two variables  $\{\theta_1, \theta_2\}$



# Gradient Descent for Optimization

Assume that  $\theta$  has two variables  $\{\theta_1, \theta_2\}$

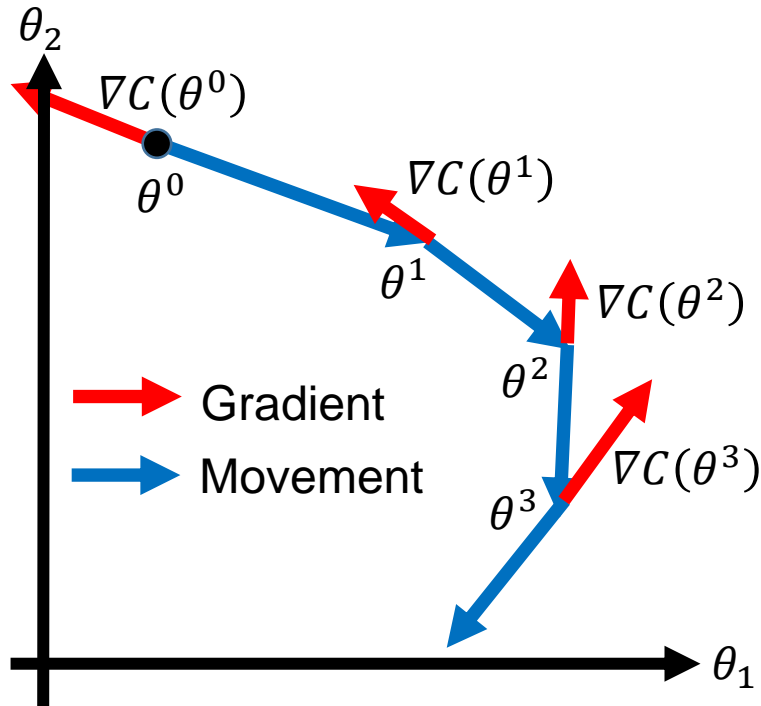
- Randomly start at  $\theta^0$ :  $\theta^0 = \begin{bmatrix} \theta_1^0 \\ \theta_2^0 \end{bmatrix}$
- Compute the gradients of  $C(\theta)$  at  $\theta^0$ :  $\nabla_{\theta} C(\theta^0) = \begin{bmatrix} \frac{\partial C(\theta_1^0)}{\partial \theta_1} \\ \frac{\partial C(\theta_2^0)}{\partial \theta_2} \end{bmatrix}$
- Update parameters:

$$\begin{bmatrix} \theta_1^1 \\ \theta_2^1 \end{bmatrix} = \begin{bmatrix} \theta_1^0 \\ \theta_2^0 \end{bmatrix} - \eta \begin{bmatrix} \frac{\partial C(\theta_1^0)}{\partial \theta_1} \\ \frac{\partial C(\theta_2^0)}{\partial \theta_2} \end{bmatrix}$$

$$\theta^{i+1} \leftarrow \theta^i - \eta \nabla_{\theta} C(\theta^i)$$

- Compute the gradients of  $C(\theta)$  at  $\theta^1$ :  $\nabla_{\theta} C(\theta^1) = \begin{bmatrix} \frac{\partial C(\theta_1^1)}{\partial \theta_1} \\ \frac{\partial C(\theta_2^1)}{\partial \theta_2} \end{bmatrix}$

# Gradient Descent for Optimization



## Algorithm

Initialization: start at  $\theta^0$

while( $\theta^{(i+1)} \neq \theta^i$ )

{

  compute gradient at  $\theta^i$

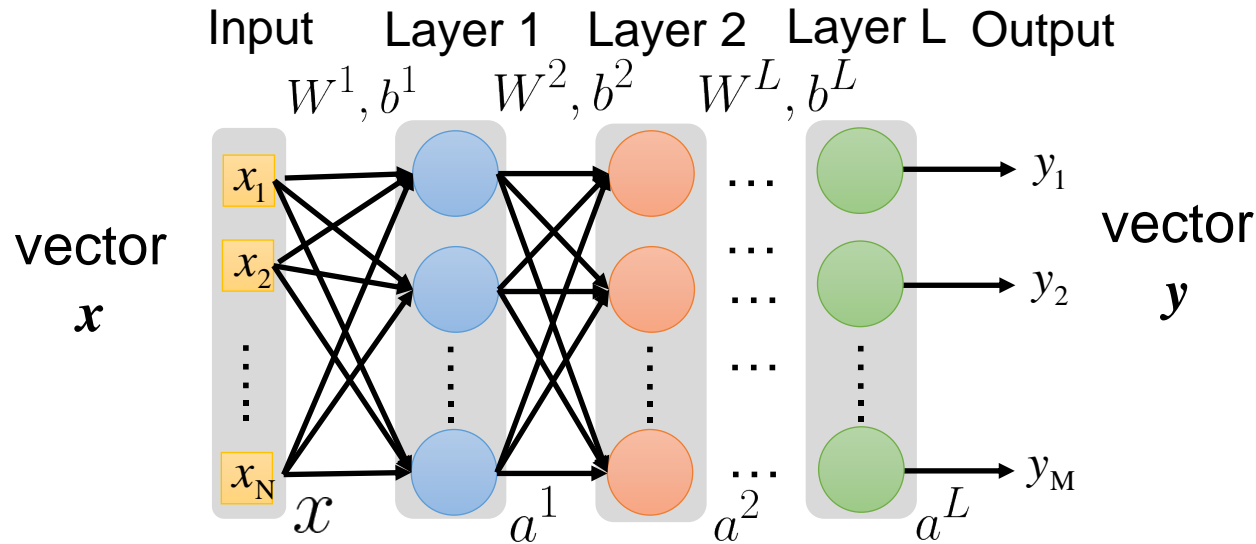
  update parameters

$$\theta^{i+1} \leftarrow \theta^i - \eta \nabla_{\theta} C(\theta^i)$$

}

# Revisit Neural Network Formulation

- Fully connected feedforward network  $f : R^N \rightarrow R^M$



$$y = f(x) = \sigma(W^L \dots \sigma(W^2 \sigma(W^1 x + b^1) + b^2) \dots + b^L)$$

# Gradient Descent for Neural Network

$$y = f(x) = \sigma(W^L \dots \sigma(W^2 \sigma(W^1 x + b^1) + b^2) \dots + b^L)$$

$$\theta = \{W^1, b^1, W^2, b^2, \dots, W^L, b^L\}$$

$$W^l = \begin{bmatrix} w_{11}^l & w_{12}^l & \dots \\ w_{21}^l & w_{22}^l & \dots \\ \vdots & & \dots \end{bmatrix} \quad b^l = \begin{bmatrix} \vdots \\ b_i^l \\ \vdots \end{bmatrix}$$

$$\nabla C(\theta) = \begin{bmatrix} \vdots \\ \frac{\partial C(\theta)}{\partial w_{ij}^l} \\ \vdots \\ \frac{\partial C(\theta)}{\partial b_i^l} \end{bmatrix}$$

## Algorithm

Initialization: start at  $\theta^0$

while( $\theta^{(i+1)} \neq \theta^i$ )

{

    compute gradient at  $\theta^i$

    update parameters

$\theta^{i+1} \leftarrow \theta^i - \eta \nabla_{\theta} C(\theta^i)$

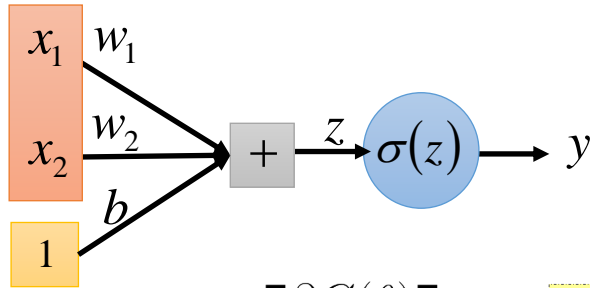
}

# Gradient Descent for Optimization

## Simple Case

$$y = f(x; \theta) = \sigma(Wx + b)$$

$$\theta = \{W, b\} = \{w_1, w_2, b\}$$



$$\nabla_{\theta} C(\theta) = \begin{bmatrix} \frac{\partial C(\theta)}{\partial w_1} \\ \frac{\partial C(\theta)}{\partial w_2} \\ \frac{\partial C(\theta)}{\partial b} \end{bmatrix}$$

$$\begin{bmatrix} w_1^{i+1} \\ w_2^{i+1} \\ b^{i+1} \end{bmatrix} \leftarrow \begin{bmatrix} w_1^i \\ w_2^i \\ b^i \end{bmatrix} - \eta \begin{bmatrix} \frac{\partial C(\theta)}{\partial w_1} \\ \frac{\partial C(\theta)}{\partial w_2} \\ \frac{\partial C(\theta)}{\partial b} \end{bmatrix}$$

### Algorithm

Initialization: start at  $\theta^0$

while( $\theta^{(i+1)} \neq \theta^i$ )

{

    compute gradient at  $\theta^i$

    update parameters

$$\theta^{i+1} \leftarrow \theta^i - \eta \nabla_{\theta} C(\theta^i)$$

}



# Gradient Descent for Optimization

## Simple Case – Three Parameters & Square Error Loss

- Update three parameters for  $t$ -th iteration

$$w_1^{(t+1)} = w_1^{(t)} - \eta \frac{\partial C(\theta^{(t)})}{\partial w_1}$$

$$w_2^{(t+1)} = w_2^{(t)} - \eta \frac{\partial C(\theta^{(t)})}{\partial w_2}$$

$$b^{(t+1)} = b^{(t)} - \eta \frac{\partial C(\theta^{(t)})}{\partial b}$$

$$\begin{bmatrix} w_1^{i+1} \\ w_2^{i+1} \\ b^{i+1} \end{bmatrix} \leftarrow \begin{bmatrix} w_1^i \\ w_2^i \\ b^i \end{bmatrix} - \eta \begin{bmatrix} \frac{\partial C(\theta)}{\partial w_1} \\ \frac{\partial C(\theta)}{\partial w_2} \\ \frac{\partial C(\theta)}{\partial b} \end{bmatrix}$$

- Square error loss

$$C(\theta) = \sum_{\forall x} \|\hat{y} - f(x; \theta)\|^2 = (\hat{y} - f(x; \theta))^2$$

# Gradient Descent for Optimization

## Simple Case – Square Error Loss

### ● Square Error Loss

$$\frac{\partial C(\theta)}{\partial w_1} = \frac{\partial}{\partial w_1} (f(x; \theta) - \hat{y})^2$$

$$= 2(f(x; \theta) - \hat{y}) \frac{\partial}{\partial w_1} f(x; \theta)$$

$$= 2(\sigma(Wx + b) - \hat{y}) \frac{\partial}{\partial w_1} \sigma(Wx + b)$$

$$f(x; \theta) = \sigma(Wx + b)$$

# Gradient Descent for Optimization

## Simple Case – Square Error Loss

$$\frac{\partial \sigma(Wx + b)}{\partial w_1} = \frac{\partial \sigma(Wx + b)}{\partial (Wx + b)} \frac{\partial (Wx + b)}{\partial w_1}$$

$$\frac{\partial g}{\partial x} = \frac{\partial g}{\partial f} \frac{\partial f}{\partial x} \text{ chain rule } \frac{\partial g(z)}{\partial z} = [1 - g(z)]g(z) \text{ sigmoid func } g(z) = \frac{1}{1+e^{-x}}$$

$$\frac{\partial \sigma(Wx + b)}{\partial w_1} = [1 - \sigma(Wx + b)]\sigma(Wx + b) \frac{\partial (Wx + b)}{\partial w_1}$$

$$\frac{\partial (Wx + b)}{\partial w_1} = \frac{\partial (w_1x_1 + w_2x_2 + b)}{\partial w_1} = x_1$$

$$\frac{\partial \sigma(Wx + b)}{\partial w_1} = [1 - \sigma(Wx + b)]\sigma(Wx + b)x_1$$

# Gradient Descent for Optimization

## Simple Case – Square Error Loss

### ● Square Error Loss

$$\begin{aligned}\frac{\partial C(\theta)}{\partial w_1} &= \frac{\partial}{\partial w_1} (f(x; \theta) - \hat{y})^2 \\ &= 2(f(x; \theta) - \hat{y}) \frac{\partial}{\partial w_1} f(x; \theta) \\ &= 2(\sigma(Wx + b) - \hat{y}) \frac{\partial}{\partial w_1} \sigma(Wx + b)\end{aligned}$$

$$f(x; \theta) = \sigma(Wx + b)$$

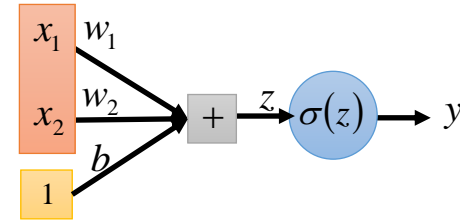
$$\frac{\partial \sigma(Wx + b)}{\partial w_1} = [1 - \sigma(Wx + b)] \sigma(Wx + b) x_1$$

$$\frac{\partial C(\theta)}{\partial w_1} = 2(\sigma(Wx + b) - \hat{y}) [1 - \sigma(Wx + b)] \sigma(Wx + b) x_1$$

# Gradient Descent for Optimization

## Simple Case – Three Parameters & Square Error Loss

- Update three parameters for  $t$ -th iteration



$$w_1^{(t+1)} = w_1^{(t)} - \eta \frac{\partial C(\theta^{(t)})}{\partial w_1}$$

$$\frac{\partial C(\theta)}{\partial w_1} = 2(\sigma(Wx + b) - \hat{y})[1 - \sigma(Wx + b)]\sigma(Wx + b)x_1$$

$$w_2^{(t+1)} = w_2^{(t)} - \eta \frac{\partial C(\theta^{(t)})}{\partial w_2}$$

$$\frac{\partial C(\theta)}{\partial w_2} = 2(\sigma(Wx + b) - \hat{y})[1 - \sigma(Wx + b)]\sigma(Wx + b)x_2$$

$$b^{(t+1)} = b^{(t)} - \eta \frac{\partial C(\theta^{(t)})}{\partial b}$$

$$\frac{\partial C(\theta)}{\partial b} = 2(\sigma(Wx + b) - \hat{y})[1 - \sigma(Wx + b)]\sigma(Wx + b)$$

# Optimization Algorithm

## Algorithm

Initialization: set the parameters  $\theta, b$  at random

while(stopping criteria not met)

{

for training sample  $\{x, \hat{y}\}$ , compute gradient and update parameters

$$\theta^{i+1} \leftarrow \theta^i - \eta \nabla_{\theta} C(\theta^i)$$

}

$$w_1^{(t+1)} = w_1^{(t)} - \eta \frac{\partial C(\theta^{(t)})}{\partial w_1} \frac{\partial C(\theta)}{\partial w_1} = 2(\sigma(Wx + b) - \hat{y})[1 - \sigma(Wx + b)]\sigma(Wx + b)x_1$$

$$w_2^{(t+1)} = w_2^{(t)} - \eta \frac{\partial C(\theta^{(t)})}{\partial w_2} \frac{\partial C(\theta)}{\partial w_2} = 2(\sigma(Wx + b) - \hat{y})[1 - \sigma(Wx + b)]\sigma(Wx + b)x_2$$

$$b^{(t+1)} = b^{(t)} - \eta \frac{\partial C(\theta^{(t)})}{\partial b} \frac{\partial C(\theta)}{\partial b} = 2(\sigma(Wx + b) - \hat{y})[1 - \sigma(Wx + b)]\sigma(Wx + b)$$

# Gradient Descent for Neural Network

$$y = f(x) = \sigma(W^L \dots \sigma(W^2 \sigma(W^1 x + b^1) + b^2) \dots + b^L)$$

$$\theta = \{W^1, b^1, W^2, b^2, \dots, W^L, b^L\}$$

$$W^l = \begin{bmatrix} w_{11}^l & w_{12}^l & \dots \\ w_{21}^l & w_{22}^l & \dots \\ \vdots & & \dots \end{bmatrix} \quad b^l = \begin{bmatrix} \vdots \\ b_i^l \\ \vdots \end{bmatrix}$$

$$\nabla C(\theta) = \begin{bmatrix} \vdots \\ \frac{\partial C(\theta)}{\partial w_{ij}^l} \\ \vdots \\ \frac{\partial C(\theta)}{\partial b_i^l} \end{bmatrix}$$

## Algorithm

Initialization: start at  $\theta^0$

while( $\theta^{(i+1)} \neq \theta^i$ )

{

    compute gradient at  $\theta^i$

    update parameters

$\theta^{i+1} \leftarrow \theta^i - \eta \nabla_{\theta} C(\theta^i)$

}

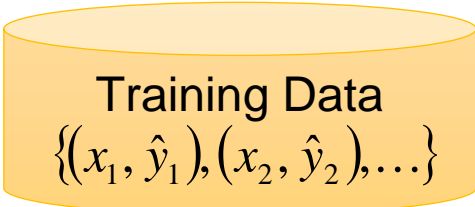
Computing the gradient includes millions of parameters.  
To compute it efficiently, we use **backpropagation**.

# Gradient Descent Issue

$$\theta^{i+1} = \theta^i - \eta \nabla C(\theta^i)$$

$$C(\theta) = \frac{1}{K} \sum_k \|f(x_k; \theta) - \hat{y}_k\| = \frac{1}{K} \sum_k C_k(\theta)$$

$$\nabla C(\theta^i) = \frac{1}{K} \sum_k \nabla C_k(\theta^i)$$



Training Data  
 $\{(x_1, \hat{y}_1), (x_2, \hat{y}_2), \dots\}$

After seeing all training samples, the model can be updated → slow



# 73 Training Procedure Outline

## ① Model Architecture

- ✓ A Single Layer of Neurons (Perceptron)
- ✓ Limitation of Perceptron
- ✓ Neural Network Model (Multi-Layer Perceptron)

## ② Loss Function Design

- ✓ Function = Model Parameters
- ✓ Model Parameter Measurement

## ③ Optimization

- ✓ Gradient Descent
- ✓ Stochastic Gradient Descent (SGD)
- ✓ Mini-Batch SGD
- ✓ Practical Tips

# Stochastic Gradient Descent (SGD)

## Gradient Descent

$$\theta^{i+1} = \theta^i - \eta \nabla C(\theta^i) \quad \nabla C(\theta^i) = \frac{1}{K} \sum_k \nabla C_k(\theta^i)$$

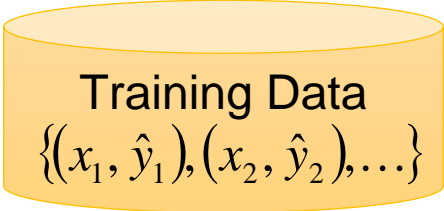
## Stochastic Gradient Descent (SGD)

- Pick a training sample  $x_k$

$$\theta^{i+1} = \theta^i - \eta \nabla C_k(\theta^i)$$

- If all training samples have same probability to be picked

$$E[\nabla C_k(\theta^i)] = \frac{1}{K} \sum_k \nabla C_k(\theta^i)$$



Training Data  
 $\{(x_1, \hat{y}_1), (x_2, \hat{y}_2), \dots\}$

The model can be updated after seeing one training sample → faster

# Epoch Definition

- When running SGD, the model starts  $\theta^0$

$$\text{pick } x_1 \quad \theta^1 = \theta^0 - \eta \nabla C_1(\theta^0)$$

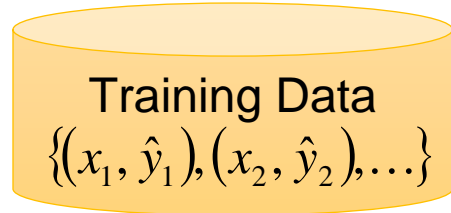
$$\text{pick } x_2 \quad \theta^2 = \theta^1 - \eta \nabla C_2(\theta^1)$$

$$\vdots$$

$$\text{pick } \theta^k = \theta^{k-1} - \eta \nabla C_k(\theta^{k-1})$$

$$x_k \vdots$$

$$\text{pick } x_K \quad \theta^K = \theta^{K-1} - \eta \nabla C_K(\theta^{K-1})$$



see all training  
samples once

→ one epoch

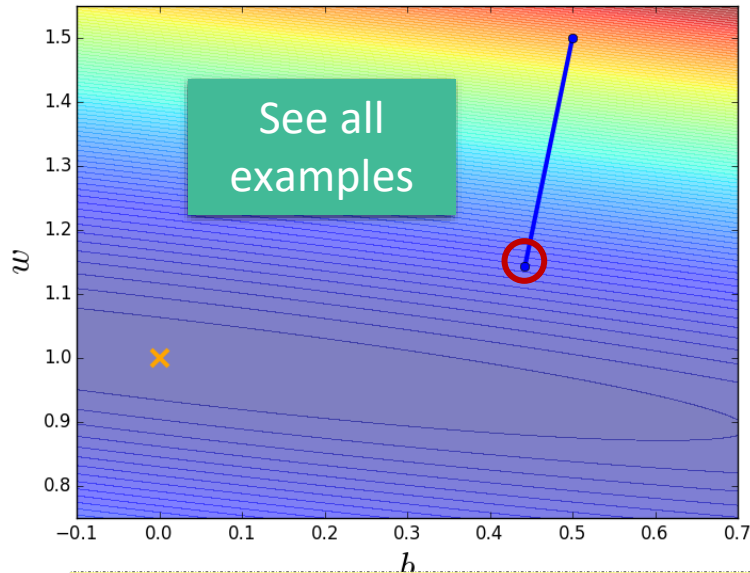
---


$$\text{pick } x_1 \quad \theta^{K+1} = \theta^K - \eta \nabla C_1(\theta^K)$$

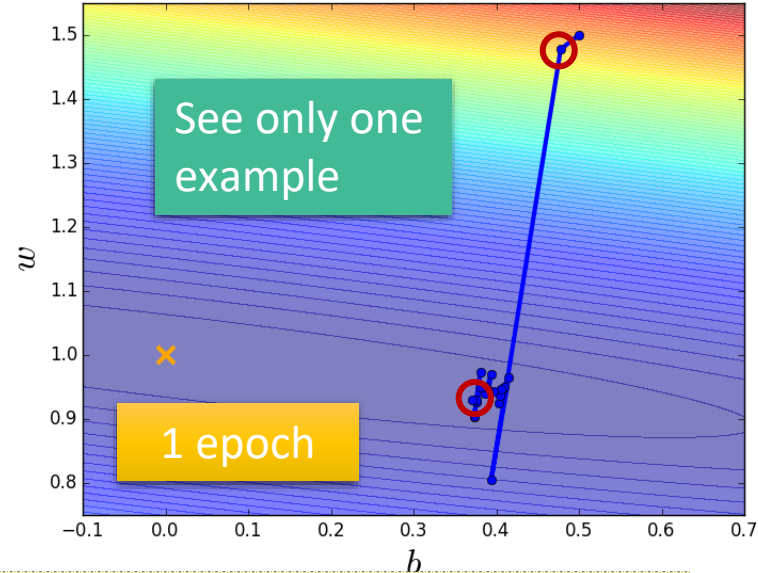
76

# Gradient Descent v.s. SGD

- Gradient Descent
- ✓ Update after seeing all examples



- Stochastic Gradient Descent
- ✓ If there are 20 examples, update 20 times in one epoch.



SGD approaches to the target point faster than gradient descent

# 77 Training Procedure Outline

## ① Model Architecture

- ✓ A Single Layer of Neurons (Perceptron)
- ✓ Limitation of Perceptron
- ✓ Neural Network Model (Multi-Layer Perceptron)

## ② Loss Function Design

- ✓ Function = Model Parameters
- ✓ Model Parameter Measurement

## ③ Optimization

- ✓ Gradient Descent
- ✓ Stochastic Gradient Descent (SGD)
- ✓ **Mini-Batch SGD**
- ✓ Practical Tips

# Mini-Batch SGD

## Batch Gradient Descent

Use all  $K$  samples in each iteration

$$\theta^{i+1} = \theta^i - \eta \frac{1}{K} \sum_k \nabla C_k(\theta^i)$$

## Stochastic Gradient Descent (SGD)

- Pick a training sample  $x_k$

Use  $1$  samples in each iteration

$$\theta^{i+1} = \theta^i - \eta \nabla C_k(\theta^i)$$

## Mini-Batch SGD

- Pick a set of  $B$  training samples as a batch  $b$

$B$  is “batch size”

Use all  $B$  samples in each iteration

$$\theta^{i+1} = \theta^i - \eta \frac{1}{B} \sum_{x_k \in b} \nabla C_k(\theta^i)$$

# Mini-Batch SGD

---

**Algorithm 8.1** Stochastic gradient descent (SGD) update at training iteration  $k$

---

**Require:** Learning rate  $\epsilon_k$ .

**Require:** Initial parameter  $\theta$

**while** stopping criterion not met **do**

Sample a minibatch of  $m$  examples from the training set  $\{\mathbf{x}^{(1)}, \dots, \mathbf{x}^{(m)}\}$  with corresponding targets  $\mathbf{y}^{(i)}$ .

Compute gradient estimate:  $\hat{\mathbf{g}} \leftarrow +\frac{1}{m} \nabla_{\theta} \sum_i L(f(\mathbf{x}^{(i)}; \theta), \mathbf{y}^{(i)})$

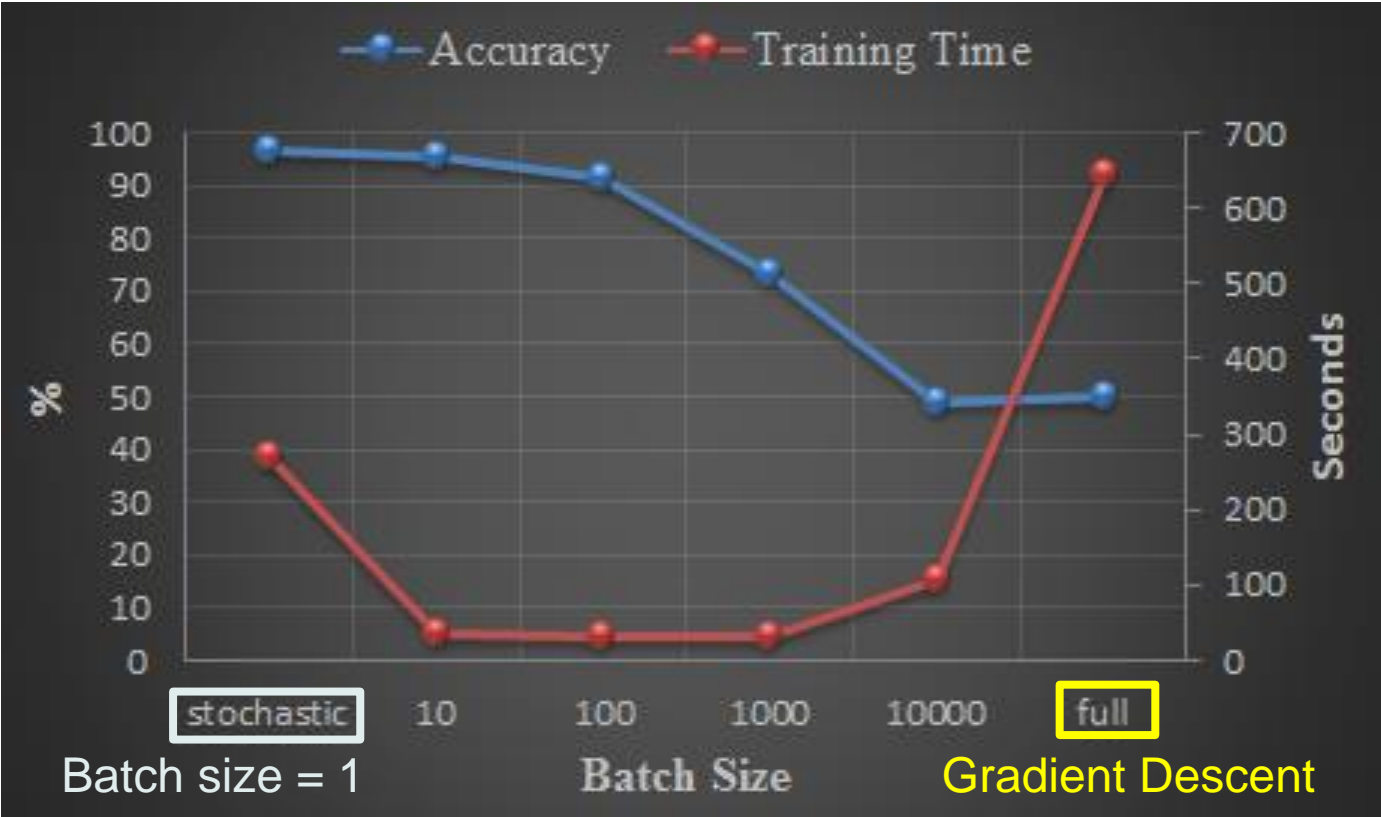
Apply update:  $\theta \leftarrow \theta - \epsilon \hat{\mathbf{g}}$

**end while**

---

# Batch v.s. Mini-Batch

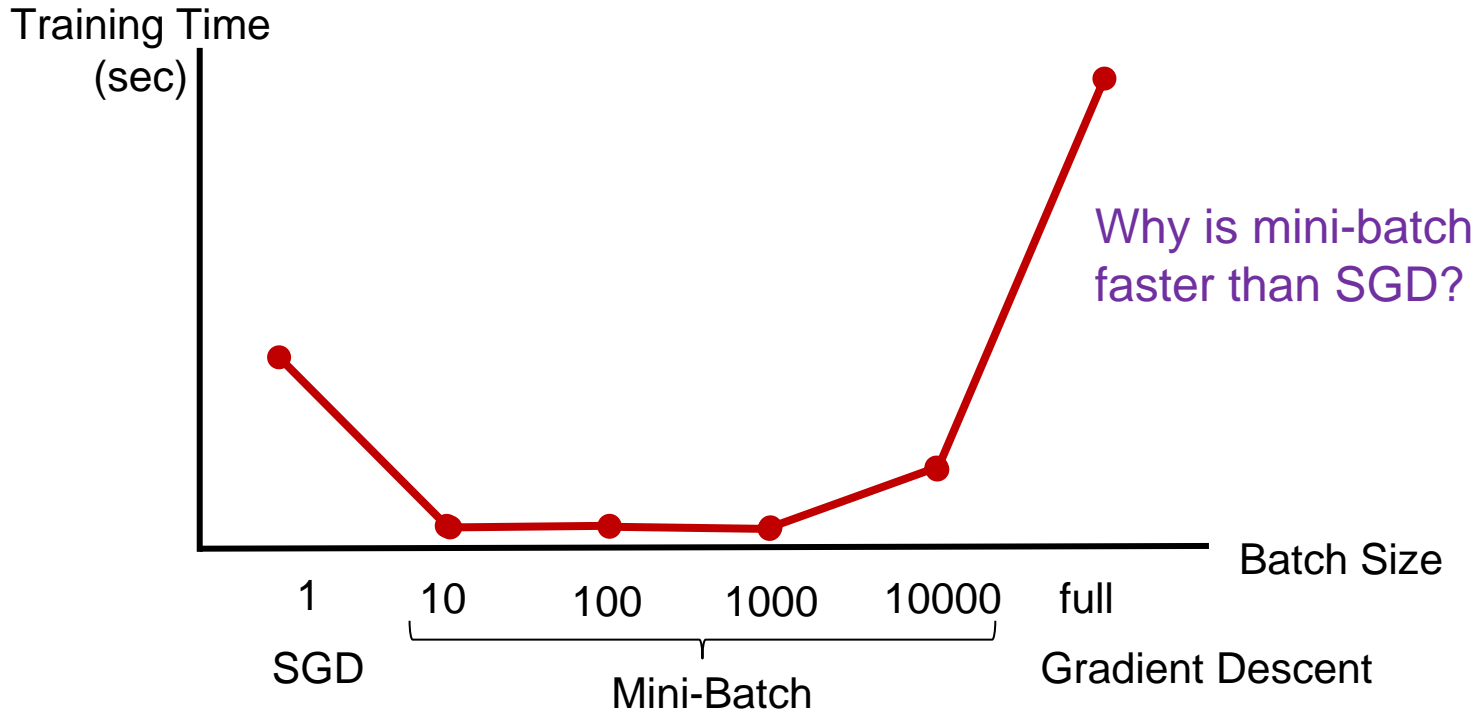
## Handwriting Digit Classification





# Gradient Descent v.s. SGD v.s. Mini-Batch

Training speed: mini-batch > SGD > Gradient Descent



# SGD v.s. Mini-Batch

## Stochastic Gradient Descent (SGD)

$$z^1 = W^1 x \quad z^1 = W^1 x \dots\dots$$

## Mini-Batch SGD

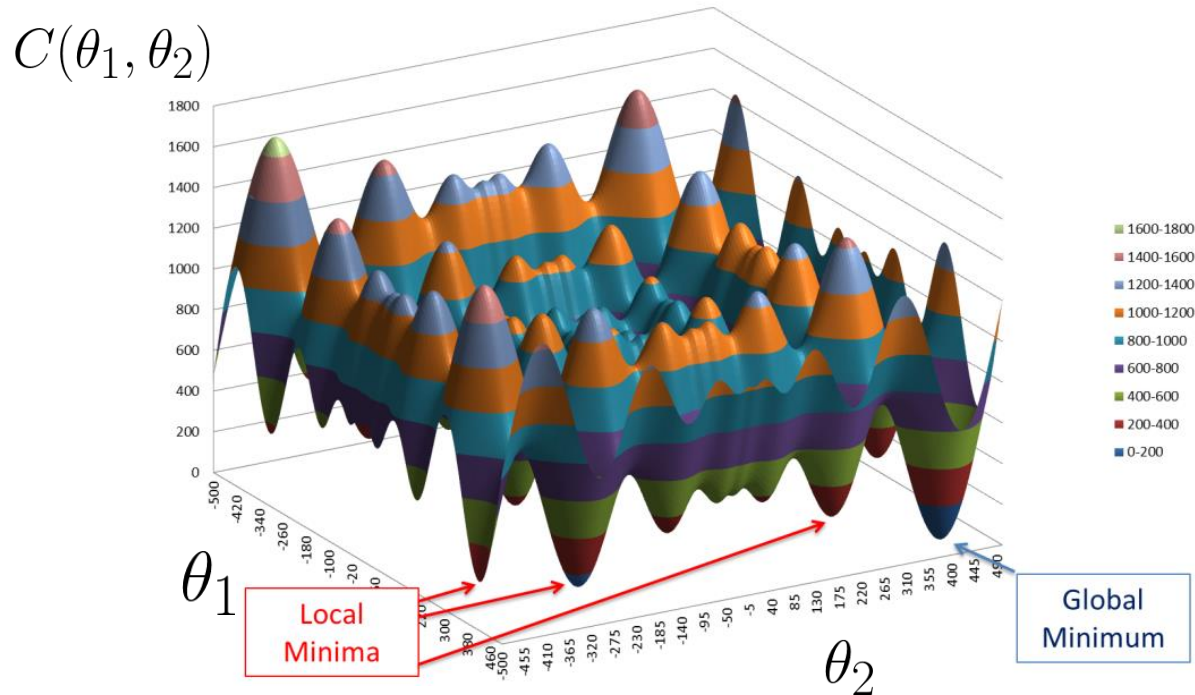
$$\begin{bmatrix} z^1 \\ z^1 \end{bmatrix} = W^1 \begin{bmatrix} x \\ x \end{bmatrix}$$

matrix

Modern computers run matrix-matrix multiplication faster than matrix-vector multiplication

# Big Issue: Local Optima

Example of Complex Optimization Problem: Schwefel's Function



Neural networks has no guarantee for obtaining global optimal solution

# Training Procedure Outline

## ① Model Architecture

- ✓ A Single Layer of Neurons (Perceptron)
- ✓ Limitation of Perceptron
- ✓ Neural Network Model (Multi-Layer Perceptron)

## ② Loss Function Design

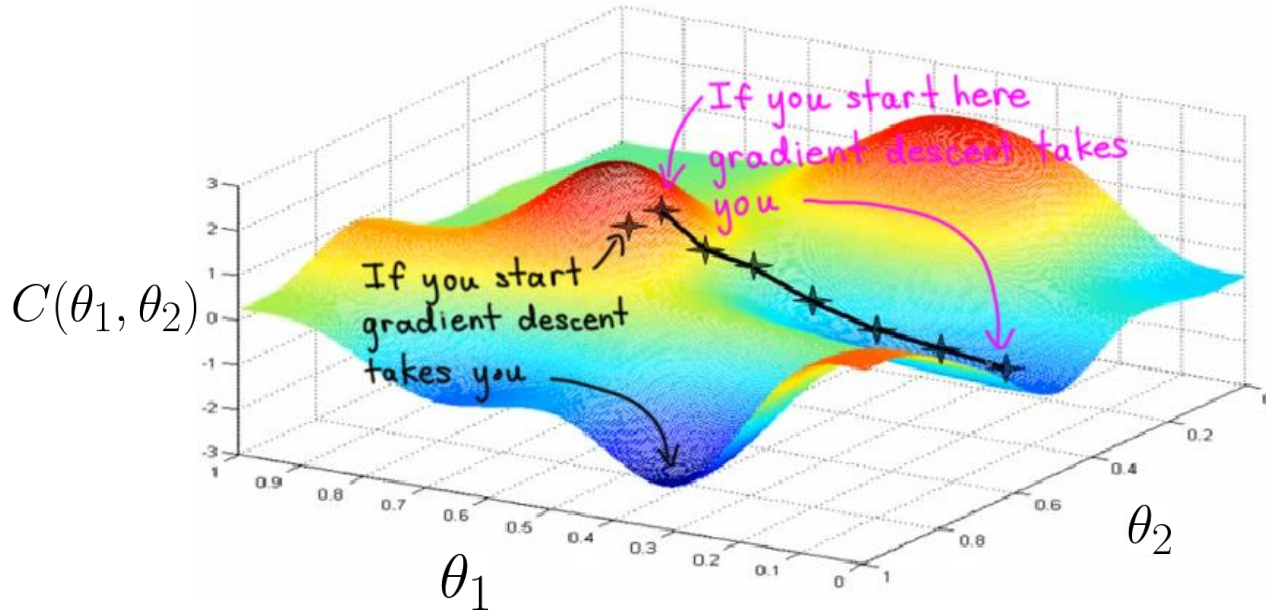
- ✓ Function = Model Parameters
- ✓ Model Parameter Measurement

## ③ Optimization

- ✓ Gradient Descent
- ✓ Stochastic Gradient Descent (SGD)
- ✓ Mini-Batch SGD
- ✓ Practical Tips

# Initialization

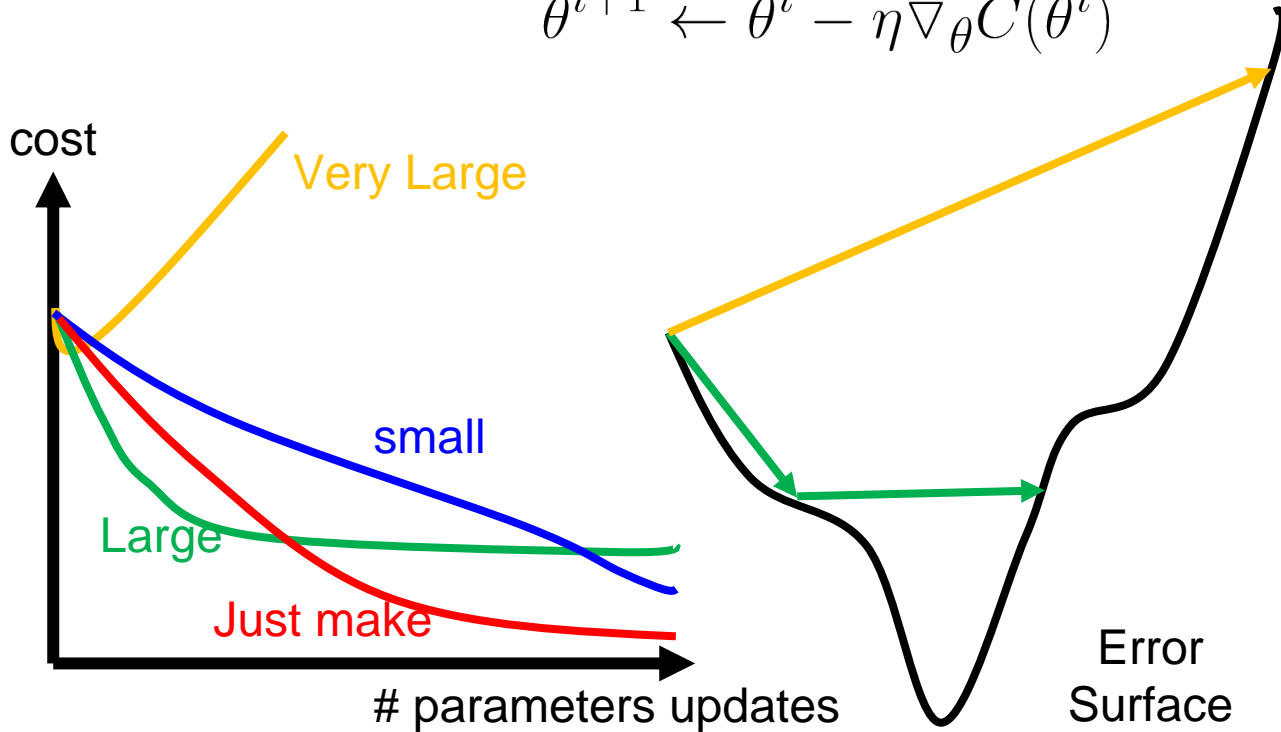
- ⦿ Different initialization parameters may result in different trained models



Do not initialize the parameters equally  $\rightarrow$  set them randomly

# Learning Rate

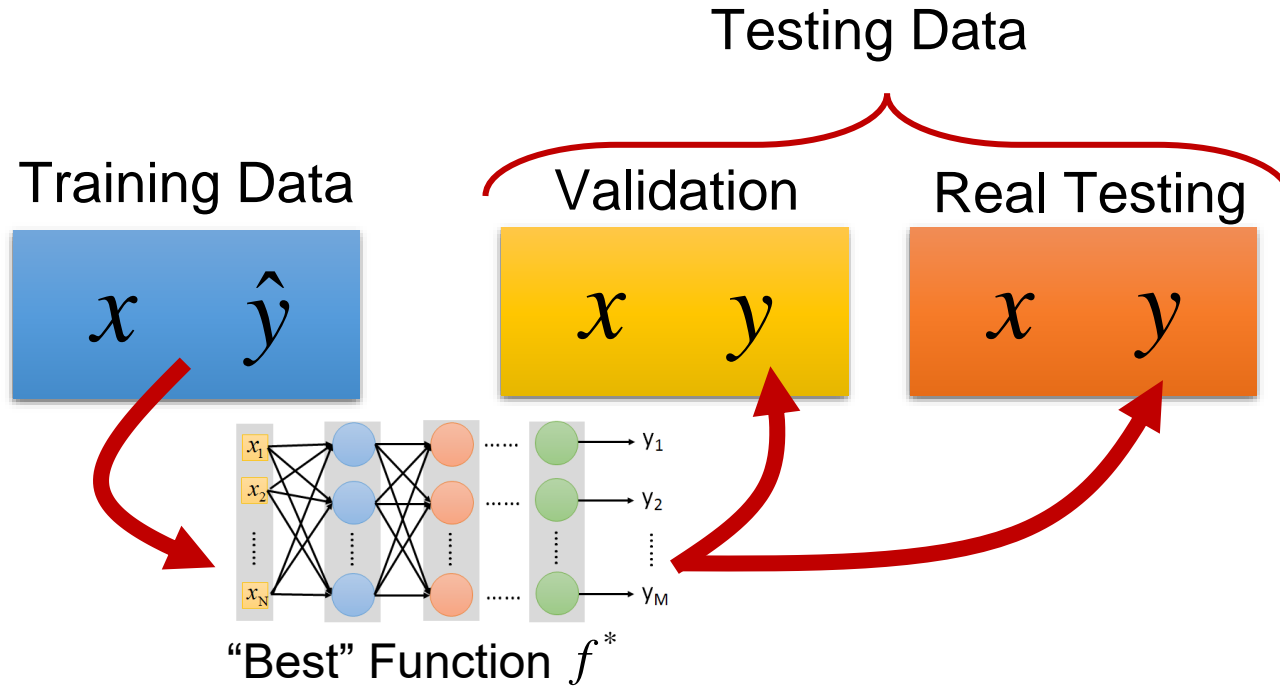
$$\theta^{i+1} \leftarrow \theta^i - \eta \nabla_{\theta} C(\theta^i)$$



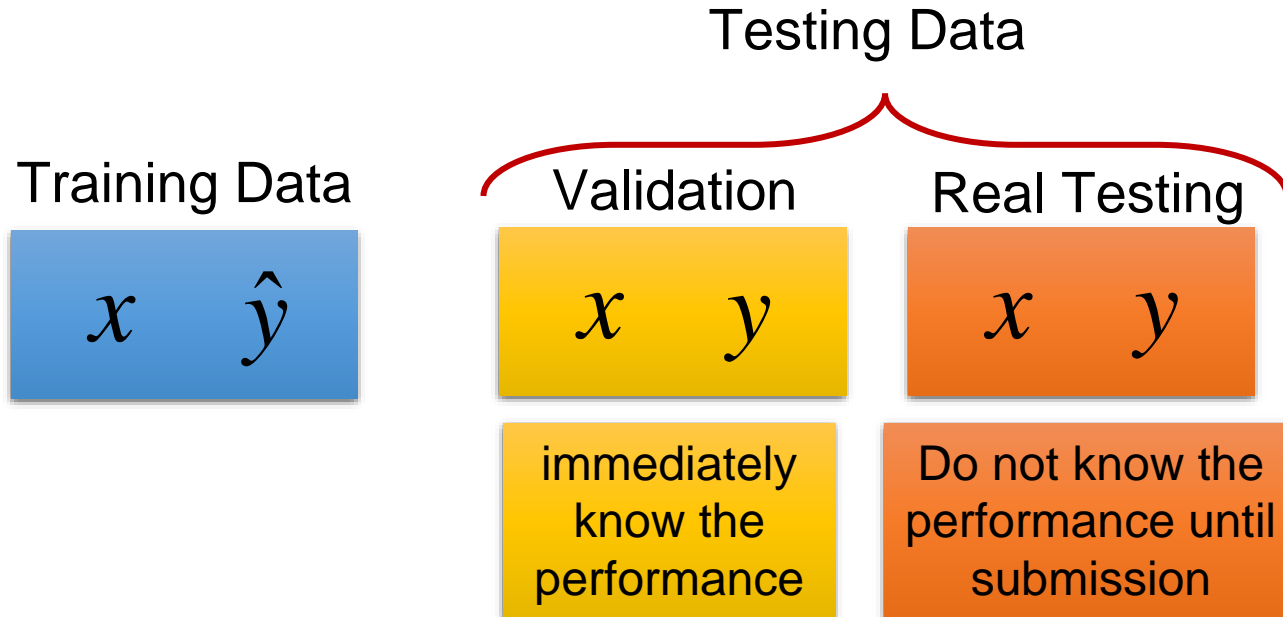
Learning rate should be set carefully

# Tips for Mini-Batch Training

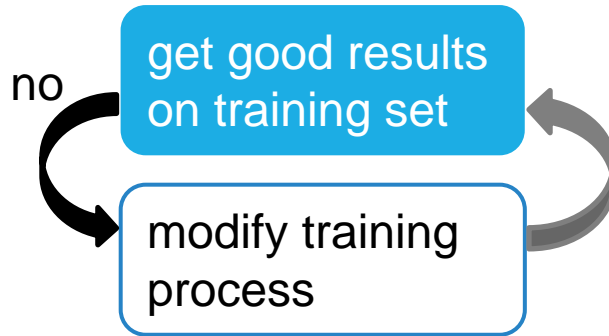
- Shuffle training samples before every epoch
  - the network might memorize the order you feed the samples
- Use a fixed batch size for every epoch
  - enable to fast implement matrix multiplication for calculations
- Adapt the learning rate to the batch size
  - $K$  times of batch size  $\rightarrow$  (theoretically)  $\sqrt{K}$  times of learning rate







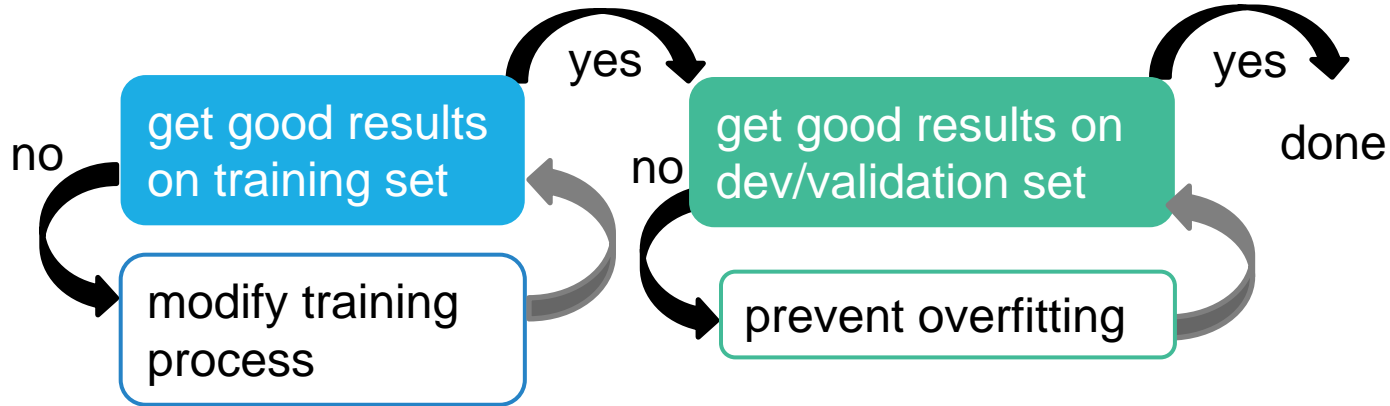
# Learning Recipe



## Possible reasons

- no good function exists: bad hypothesis function set  
→ reconstruct the model architecture
- cannot find a good function: local optima  
→ change the training strategy

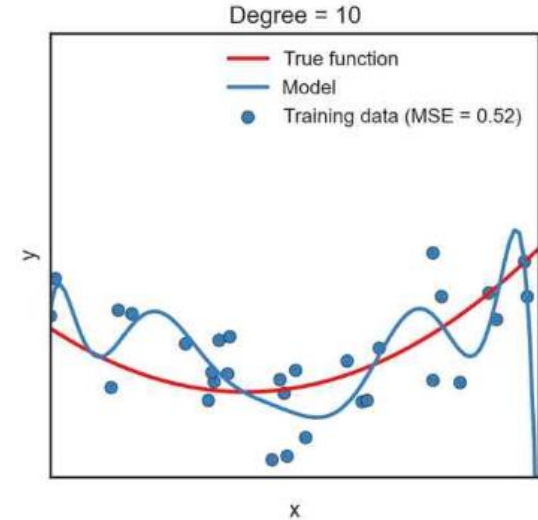
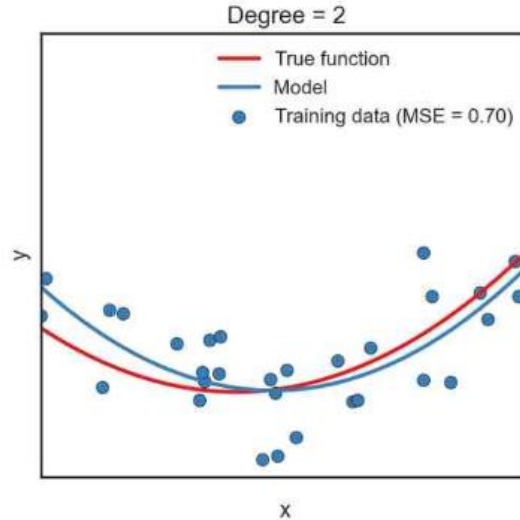
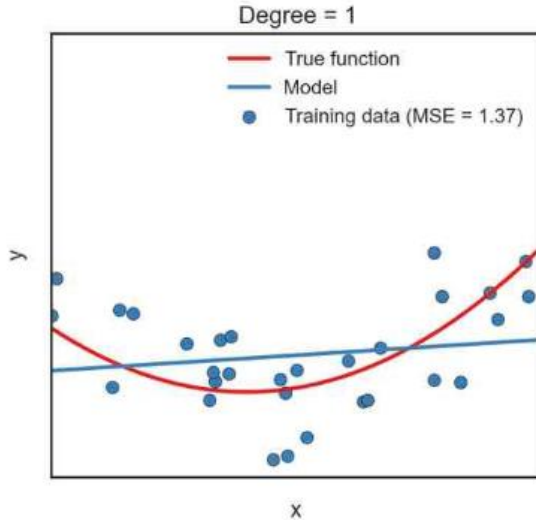
# Learning Recipe



Better performance on training but worse performance on dev → overfitting

# Overfitting

## Fitting training data

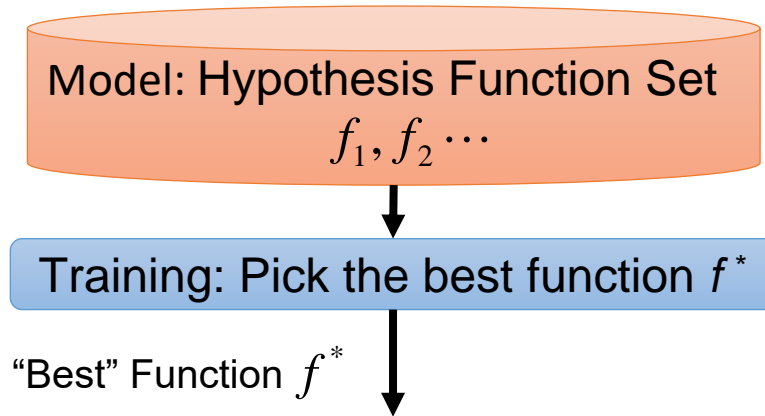


### Possible solutions

- more training samples
- some tips: dropout, etc.

# Concluding Remarks

- Q1. What is the model?
- Q2. What does a “good” function mean?
- Q3. How do we pick the “best” function?



Model Architecture

Loss Function Design

Optimization