

Early Exercise

- Since the call will not be exercised at time one even if it is American, $C_u \geq Su - X$ and $C_d \geq Sd - X$.

- Therefore,

$$\begin{aligned} hS + B &= \frac{pC_u + (1-p)C_d}{R} \geq \frac{[pu + (1-p)d]S - X}{R} \\ &= S - \frac{X}{R} > S - X. \end{aligned}$$

- So the call again will not be exercised at present, and

$$C = hS + B = \frac{pC_u + (1-p)C_d}{R}.$$

Backward Induction (continued)

- In the n -period case,

$$C = \frac{\sum_{j=0}^n \binom{n}{j} p^j (1-p)^{n-j} \times \max(0, Su^j d^{n-j} - X)}{R^n}.$$

- The value of a call on a non-dividend-paying stock is the expected discounted payoff at expiration in a risk-neutral economy.

- The value of a European put is

$$P = \frac{\sum_{j=0}^n \binom{n}{j} p^j (1-p)^{n-j} \times \max(0, X - Su^j d^{n-j})}{R^n}.$$

Backward Induction of Zermelo (1871–1953)

- The above expression calculates C from the two successor nodes C_u and C_d and none beyond.
- The same computation happens at C_u and C_d , too, as demonstrated in Eq. (23) on p. 223.
- This recursive procedure is called backward induction.
- Now, C equals

$$\begin{aligned} &[p^2 C_{uu} + 2p(1-p)C_{ud} + (1-p)^2 C_{dd}]/(1/R^2) \\ &= [p^2 \max(0, Su^2 - X) + 2p(1-p) \max(0, Sud - X) \\ &\quad + (1-p)^2 \max(0, Sd^2 - X)]/R^2. \end{aligned}$$

Risk-Neutral Pricing Methodology

- Every derivative can be priced as if the economy were risk-neutral.
- For a European-style derivative with the terminal payoff function \mathcal{D} , its value is

$$e^{-\hat{r}n} E^\pi[\mathcal{D}].$$

- E^π means the expectation is taken under the risk-neutral probability.

- The “equivalence” between arbitrage freedom in a model and the existence of a risk-neutral probability is called the (first) fundamental theorem of asset pricing.

Self-Financing

- Delta changes over time.
- The maintenance of an equivalent portfolio is dynamic.
- The maintaining of an equivalent portfolio does not depend on our correctly predicting future stock prices.
- The portfolio's value at the end of the current period is precisely the amount needed to set up the next portfolio.
- The trading strategy is self-financing because there is neither injection nor withdrawal of funds throughout.
 - Changes in value are due entirely to capital gains.

The Binomial Option Pricing Formula (concluded)

Hence,

$$\begin{aligned}
 C &= \frac{\sum_{j=a}^n \binom{n}{j} p^j (1-p)^{n-j} (Su^j d^{n-j} - X)}{R^n} \\
 &= S \sum_{j=a}^n \binom{n}{j} \frac{(pu)^j [(1-p)d]^{n-j}}{R^n} - \frac{X}{R^n} \sum_{j=a}^n \binom{n}{j} p^j (1-p)^{n-j} \\
 &= S \sum_{j=a}^n b(j; n, pue^{-\hat{r}}) - Xe^{-\hat{r}n} \sum_{j=a}^n b(j; n, p).
 \end{aligned} \tag{24}$$

The Binomial Option Pricing Formula

- Let a be the minimum number of upward price moves for the call to finish in the money.
- So a is the smallest nonnegative integer such that

$$Su^a d^{n-a} \geq X,$$

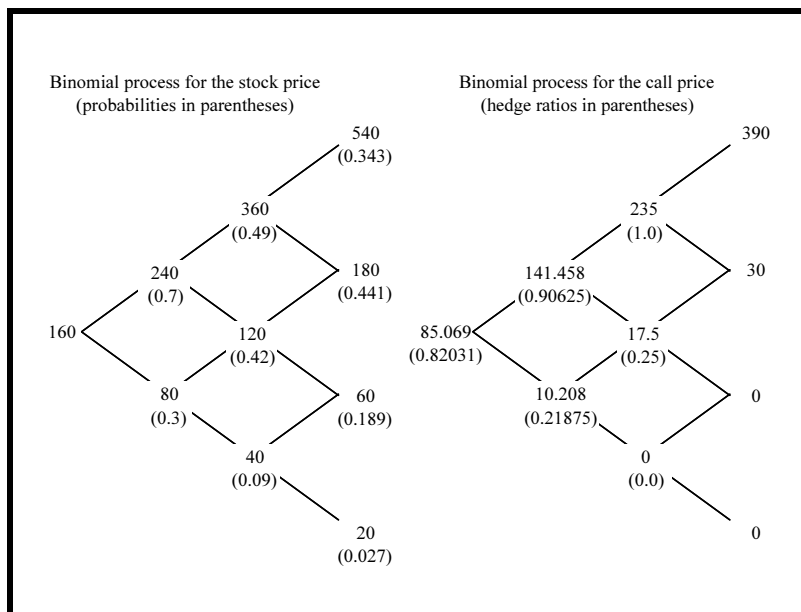
or

$$a = \left\lceil \frac{\ln(X/Sd^n)}{\ln(u/d)} \right\rceil.$$

Numerical Examples

- A non-dividend-paying stock is selling for \$160.
- $u = 1.5$ and $d = 0.5$.
- $r = 18.232\%$ per period.
- Consider a European call on this stock with $X = 150$ and $n = 3$.
- The call value is \$85.069 by backward induction.
- Also the PV of the expected payoff at expiration,

$$\frac{390 \times 0.343 + 30 \times 0.441 + 0 \times 0.189 + 0 \times 0.027}{(1.2)^3} = 85.069.$$



Numerical Examples (continued)

Time 1:

- Suppose the stock price moves to \$240.
- The new delta is 0.90625.
- Buy $0.90625 - 0.82031 = 0.08594$ more shares at the cost of $0.08594 \times 240 = 20.6256$ dollars financed by borrowing.
- Debt now totals $20.6256 + 46.1806 \times 1.2 = 76.04232$ dollars.

Numerical Examples (continued)

- Mispricing leads to arbitrage profits.
- Suppose the option is selling for \$90 instead.
- Sell the call for \$90 and invest \$85.069 in the replicating portfolio with 0.82031 shares of stock required by delta.
- Borrow $0.82031 \times 160 - 85.069 = 46.1806$ dollars.
- The fund that remains,

$$90 - 85.069 = 4.931 \text{ dollars,}$$

is the arbitrage profit as we will see.

Numerical Examples (continued)

Time 2:

- Suppose the stock price plunges to \$120.
- The new delta is 0.25.
- Sell $0.90625 - 0.25 = 0.65625$ shares.
- This generates an income of $0.65625 \times 120 = 78.75$ dollars.
- Use this income to reduce the debt to $76.04232 \times 1.2 - 78.75 = 12.5$ dollars.

Numerical Examples (continued)

Time 3 (the case of rising price):

- The stock price moves to \$180.
- The call we wrote finishes in the money.
- For a loss of $180 - 150 = 30$ dollars, close out the position by either buying back the call or buying a share of stock for delivery.
- Financing this loss with borrowing brings the total debt to $12.5 \times 1.2 + 30 = 45$ dollars.
- It is repaid by selling the 0.25 shares of stock for $0.25 \times 180 = 45$ dollars.

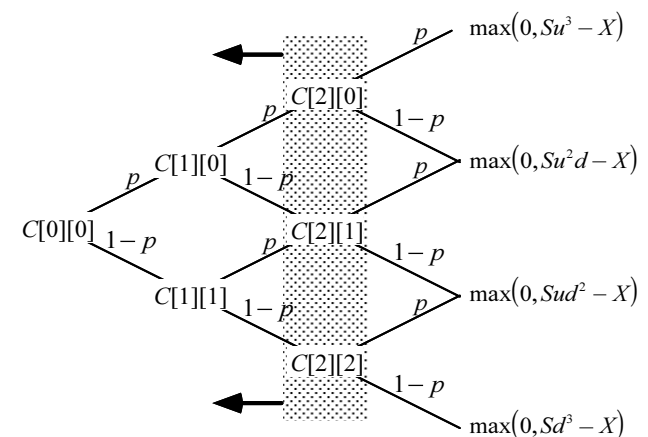
Binomial Tree Algorithms for European Options

- The BOPM implies the binomial tree algorithm that applies backward induction.
- The total running time is $O(n^2)$.
- The memory requirement is $O(n^2)$.
 - Can be further reduced to $O(n)$ by reusing space
- To price European puts, simply replace the payoff.

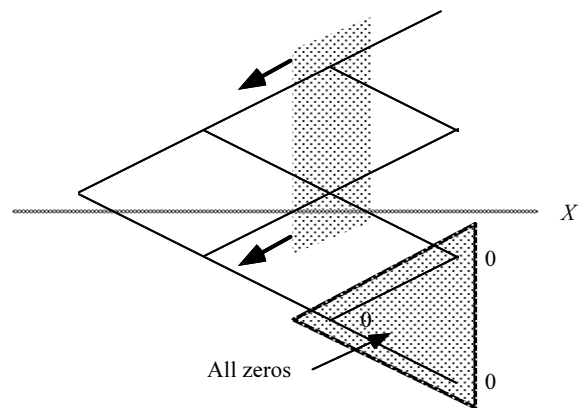
Numerical Examples (concluded)

Time 3 (the case of declining price):

- The stock price moves to \$60.
- The call we wrote is worthless.
- Sell the 0.25 shares of stock for a total of $0.25 \times 60 = 15$ dollars.
- Use it to repay the debt of $12.5 \times 1.2 = 15$ dollars.



Further Improvement for Calls



Optimal Algorithm (concluded)

- With the $b(j; n, p)$ available, the risk-neutral valuation formula (24) on p. 231 is trivial to compute.
- We only need a single variable to store the $b(j; n, p)$ s as they are being sequentially computed.
- This linear-time algorithm computes the discounted expected value of $\max(S_n - X, 0)$.
- The above technique cannot be applied to American options because of early exercise.
- So binomial tree algorithms for American options usually run in $O(n^2)$ time.

Optimal Algorithm

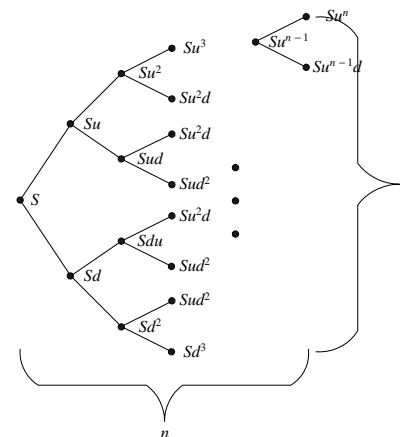
- We can reduce the running time to $O(n)$ and the memory requirement to $O(1)$.

- Note that

$$b(j; n, p) = \frac{p(n-j+1)}{(1-p)j} b(j-1; n, p).$$

- The following program computes $b(j; n, p)$ in $b[j]$,
 - 1: $b[a] := \binom{n}{a} p^a (1-p)^{n-a}$;
 - 2: **for** $j = a+1, a+2, \dots, n$ **do**
 - 3: $b[j] := b[j-1] \times p \times (n-j+1) / ((1-p) \times j)$;
 - 4: **end for**
- It runs in $O(n)$ steps.

On the Bushy Tree



Toward the Black-Scholes Formula

- The binomial model suffers from two unrealistic assumptions.
 - The stock price takes on only two values in a period.
 - Trading occurs at discrete points in time.
- As the number of periods increases, the stock price ranges over ever larger numbers of possible values, and trading takes place nearly continuously.
- A proper calibration of the model parameters makes the BOPM converge to the continuous-time model.
- We now skim through the proof.

Toward the Black-Scholes Formula (continued)

- Use

$$\hat{\mu} \equiv \frac{1}{n} E \left[\ln \frac{S_\tau}{S} \right] \quad \text{and} \quad \hat{\sigma}^2 \equiv \frac{1}{n} \text{Var} \left[\ln \frac{S_\tau}{S} \right]$$

to denote, resp., the expected value and variance of the period continuously compounded rate of return.

- Under the BOPM, it is not hard to show that

$$\begin{aligned} \hat{\mu} &= q \ln(u/d) + \ln d, \\ \hat{\sigma}^2 &= q(1-q) \ln^2(u/d). \end{aligned}$$

Toward the Black-Scholes Formula (continued)

- Let τ denote the time to expiration of the option measured in years.
- Let r be the continuously compounded annual rate.
- With n periods during the option's life, each period represents a time interval of τ/n .
- Need to adjust the period-based u , d , and interest rate \hat{r} to match the empirical results as n goes to infinity.
- First, $\hat{r} = r\tau/n$.
 - The period gross return $R = e^{\hat{r}}$.

Toward the Black-Scholes Formula (continued)

- Assume the stock's true continuously compounded rate of return over τ years has mean $\mu\tau$ and variance $\sigma^2\tau$.
 - Call σ the stock's (annualized) volatility.
- The BOPM converges to the distribution only if

$$\begin{aligned} n\hat{\mu} &= n(q \ln(u/d) + \ln d) \rightarrow \mu\tau, \\ n\hat{\sigma}^2 &= nq(1-q) \ln^2(u/d) \rightarrow \sigma^2\tau. \end{aligned}$$

- Impose $ud = 1$ to make nodes at the same horizontal level of the tree have identical price (review p. 241).
 - Other choices are possible (see text).

Toward the Black-Scholes Formula (continued)

- The above requirements can be satisfied by

$$u = e^{\sigma\sqrt{\tau/n}}, \quad d = e^{-\sigma\sqrt{\tau/n}}, \quad q = \frac{1}{2} + \frac{1}{2} \frac{\mu}{\sigma} \sqrt{\frac{\tau}{n}}. \quad (25)$$

– With Eqs. (25),

$$\begin{aligned} n\hat{\mu} &= \mu\tau, \\ n\hat{\sigma}^2 &= \left[1 - \left(\frac{\mu}{\sigma} \right)^2 \frac{\tau}{n} \right] \sigma^2\tau \rightarrow \sigma^2\tau. \end{aligned}$$

- Other choices are possible (see text).

Toward the Black-Scholes Formula (continued)

- What is the limiting probabilistic distribution of the continuously compounded rate of return $\ln(S_\tau/S)$?
- The central limit theorem says $\ln(S_\tau/S)$ converge to the normal distribution with mean $\mu\tau$ and variance $\sigma^2\tau$.
- So $\ln S_\tau$ approaches the normal distribution with mean $\mu\tau + \ln S$ and variance $\sigma^2\tau$.
- S_τ has a lognormal distribution in the limit.

Toward the Black-Scholes Formula (continued)

- The no-arbitrage inequalities $u > R > d$ may not hold under Eqs. (25).
- If this happens, the risk-neutral probability may lie outside $[0, 1]$.
- The problem disappears when n satisfies

$$e^{\sigma\sqrt{\tau/n}} > e^{r\tau/n},$$

in other words, when $n > r^2\tau/\sigma^2$.

- So it goes away if n is large enough.
- Other solutions will be presented later.

Toward the Black-Scholes Formula (continued)

Lemma 11 *The continuously compounded rate of return $\ln(S_\tau/S)$ approaches the normal distribution with mean $(r - \sigma^2/2)\tau$ and variance $\sigma^2\tau$ in a risk-neutral economy.*

- Let q equal the risk-neutral probability
 $p \equiv (e^{r\tau/n} - d)/(u - d)$.
- Let $n \rightarrow \infty$.

Toward the Black-Scholes Formula (continued)

- Lemma 11 and Eq. (18) on p. 151 imply the expected stock price at expiration in a risk-neutral economy is $Se^{r\tau}$.
- The stock's expected annual rate of return^a is thus the riskless rate r .

^aIn the sense of $(1/\tau)\ln E[S_\tau/S]$ not $(1/\tau)E[\ln(S_\tau/S)]$.

BOPM and Black-Scholes Model

- The Black-Scholes formula needs five parameters: S , X , σ , τ , and r .
- Binomial tree algorithms take six inputs: S , X , u , d , \hat{r} , and n .
- The connections are

$$u = e^{\sigma\sqrt{\tau/n}}, \quad d = e^{-\sigma\sqrt{\tau/n}}, \quad \hat{r} = r\tau/n.$$

- The binomial tree algorithms converge reasonably fast.
- Oscillations can be eliminated by the judicious choices of u and d (see text).

Toward the Black-Scholes Formula (concluded)

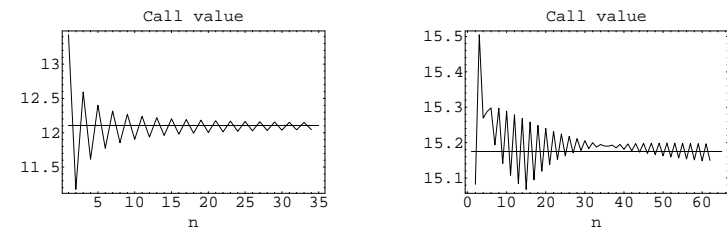
Theorem 12 (The Black-Scholes Formula)

$$C = SN(x) - Xe^{-r\tau}N(x - \sigma\sqrt{\tau}),$$

$$P = Xe^{-r\tau}N(-x + \sigma\sqrt{\tau}) - SN(-x),$$

where

$$x \equiv \frac{\ln(S/X) + (r + \sigma^2/2)\tau}{\sigma\sqrt{\tau}}.$$



Implied Volatility

- Volatility is the sole parameter not directly observable.
- The Black-Scholes formula can be used to compute the market's opinion of the volatility.
 - Solve for σ given the option price, S , X , τ , and r with numerical methods.
 - How about American options?
- This volatility is called the implied volatility.
- Implied volatility is often preferred to historical volatility in practice.

Trading Days and Calendar Days (concluded)

- Suppose a year has 260 trading days.
- A quick and dirty way is to replace σ with^a

$$\sigma \sqrt{\frac{365}{260} \frac{\text{number of trading days to expiration}}{\text{number of calendar days to expiration}}}.$$

- How about binomial tree algorithms?

^aFrench (1984).

Trading Days and Calendar Days

- Interest accrues based on the calendar day.
- But σ is usually calculated based on trading days only.
 - Stock price seems to have lower volatilities when the exchange is closed.^a
- How to incorporate these two different ways of day count into the Black-Scholes formula and binomial tree algorithms?

^aFama (1965); French (1980); French and Roll (1986).

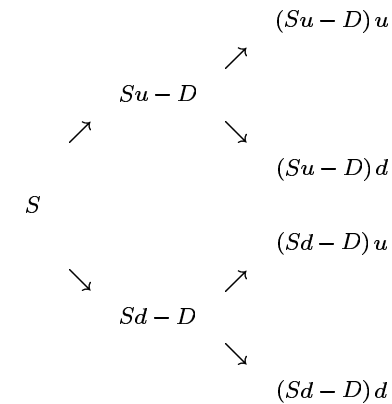
Binomial Tree Algorithms for American Puts

- Early exercise has to be considered.
- The binomial tree algorithm starts with the terminal payoffs

$$\max(0, X - Su^j d^{n-j})$$
 and applies backward induction.
- At each intermediate node, it checks for early exercise by comparing the payoff if exercised with continuation.

Options on a Stock That Pays Dividends

- Early exercise must be considered.
- Proportional dividend payout model is tractable (see text).
 - The dividend amount is a constant proportion of the prevailing stock price.
- In general, the corporate dividend policy is a complex issue.



Known Dividends

- Constant dividends introduce complications.
- Use D to denote the amount of the dividend.
- Suppose an ex-dividend date falls in the first period.
- At the end of that period, the possible stock prices are $Su - D$ and $Sd - D$.
- Follow the stock price one more period.
- The number of possible stock prices is not three but four: $(Su - D)u$, $(Su - D)d$, $(Sd - D)u$, $(Sd - D)d$.
 - The binomial tree no longer combines.

An Ad-Hoc Approximation

- Use the Black-Scholes formula with the stock price reduced by the PV of the dividends (Roll, 1977).
- This essentially decomposes the stock price into a riskless one paying known dividends and a risky one.
- The riskless component at any time is the PV of future dividends during the life of the option.
 - σ equal to the volatility of the process followed by the risky component.
- The stock price, between two adjacent ex-dividend dates, follows the same lognormal distribution.

An Ad-Hoc Approximation (concluded)

- Start with the current stock price minus the PV of future dividends before expiration.
- Develop the binomial tree for the new stock price as if there were no dividends.
- Then add to each stock price on the tree the PV of all future dividends before expiration.
- American option prices can be computed as before on this tree of stock prices.

Continuous Dividend Yields

- Dividends are paid continuously.
 - Approximates a broad-based stock market portfolio.
- The payment of a continuous dividend yield at rate q reduces the growth rate of the stock price by q .
 - A stock that grows from S to S_τ with a continuous dividend yield of q would grow from S to $S_\tau e^{q\tau}$ without the dividends.
- A European option has the same value as one on a stock with price $Se^{-q\tau}$ that pays no dividends.

An Uncompromising Approach^a

- A new tree structure.
- No approximation assumptions are made.
- A mathematical proof that the tree can always be constructed.
- The actual performance is quadratic except in pathological cases.

^aDai and Lyuu (2004).

Continuous Dividend Yields (continued)

- The Black-Scholes formulas hold with S replaced by $Se^{-q\tau}$ (Merton, 1973):

$$C = Se^{-q\tau} N(x) - Xe^{-r\tau} N(x - \sigma\sqrt{\tau}), \quad (26)$$

$$P = Xe^{-r\tau} N(-x + \sigma\sqrt{\tau}) - Se^{-q\tau} N(-x), \quad (26')$$

where

$$x \equiv \frac{\ln(S/X) + (r - q + \sigma^2/2)\tau}{\sigma\sqrt{\tau}}.$$

- Formulas (26) and (26') remain valid as long as the dividend yield is predictable.
- Replace q with the average annualized dividend yield.

Continuous Dividend Yields (concluded)

- To run binomial tree algorithms, pick the risk-neutral probability as

$$\frac{e^{(r-q)\Delta t} - d}{u - d}, \quad (27)$$

where $\Delta t \equiv \tau/n$.

- Because the stock price grows at an expected rate of $r - q$ in a risk-neutral economy.
- The u and d remain unchanged.
- Other than the change in Eq. (27), binomial tree algorithms stay the same.

Diagonal Traversal of the Tree (Curran, 1995)

- Suppose we traverse the tree diagonally.
- Convince yourself that this procedure is well-defined.
- An early-exercise node is trivial to evaluate.
 - The difference of the strike price and the stock price.
- A non-early-exercise node must be evaluated by backward induction.

Traversal Sequence

- Can the standard quadratic-time binomial tree algorithm for American options be improved?
 - By an order?
 - By a constant factor?
- In any case, it helps to skip nodes.
- Note the traversal sequence of backward induction on the tree.
 - It is by time (recall p. 240).

