


# Machine Learning Techniques (機器學習技法)



## Lecture 5: Kernel Logistic Regression

Hsuan-Tien Lin (林軒田)

htlin@csie.ntu.edu.tw

Department of Computer Science  
& Information Engineering

National Taiwan University  
(國立台灣大學資訊工程系)



# Roadmap

## 1 Embedding Numerous Features: Kernel Models

### Lecture 4: Soft-Margin Support Vector Machine

allow some **margin violations**  $\xi_n$  while penalizing them by  $C$ ; equivalent to **upper-bounding**  $\alpha_n$  by  $C$

### Lecture 5: Kernel Logistic Regression

- Soft-Margin SVM as Regularized Model
- SVM versus Logistic Regression
- SVM for Soft Binary Classification
- Kernel Logistic Regression

## 2 Combining Predictive Features: Aggregation Models

## 3 Distilling Implicit Features: Extraction Models

## Wrap-Up

## Hard-Margin Primal

$$\min_{b, \mathbf{w}} \quad \frac{1}{2} \mathbf{w}^T \mathbf{w}$$

$$\text{s.t.} \quad y_n(\mathbf{w}^T \mathbf{z}_n + b) \geq 1$$

## Soft-Margin Primal

$$\min_{b, \mathbf{w}, \xi} \quad \frac{1}{2} \mathbf{w}^T \mathbf{w} + C \sum_{n=1}^N \xi_n$$

$$\text{s.t.} \quad y_n(\mathbf{w}^T \mathbf{z}_n + b) \geq 1 - \xi_n, \xi_n \geq 0$$

## Hard-Margin Dual

$$\min_{\alpha} \quad \frac{1}{2} \alpha^T Q \alpha - \mathbf{1}^T \alpha$$

$$\text{s.t.} \quad \mathbf{y}^T \alpha = 0$$

$$0 \leq \alpha_n$$

## Soft-Margin Dual

$$\min_{\alpha} \quad \frac{1}{2} \alpha^T Q \alpha - \mathbf{1}^T \alpha$$

$$\text{s.t.} \quad \mathbf{y}^T \alpha = 0$$

$$0 \leq \alpha_n \leq C$$

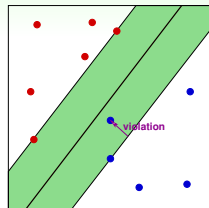
**soft**-margin preferred in practice;  
linear: LIBLINEAR; non-linear: LIBSVM

Slack Variables  $\xi_n$ 

- record 'margin violation' by  $\xi_n$
- penalize with **margin violation**

$$\min_{b, \mathbf{w}, \xi} \quad \frac{1}{2} \mathbf{w}^T \mathbf{w} + C \cdot \sum_{n=1}^N \xi_n$$

$$\text{s.t.} \quad y_n(\mathbf{w}^T \mathbf{z}_n + b) \geq 1 - \xi_n \text{ and } \xi_n \geq 0 \text{ for all } n$$



on any  $(b, \mathbf{w})$ ,  $\xi_n = \text{margin violation} = \max(1 - y_n(\mathbf{w}^T \mathbf{z}_n + b), 0)$

- $(\mathbf{x}_n, y_n)$  violating margin:  $\xi_n = 1 - y_n(\mathbf{w}^T \mathbf{z}_n + b)$
- $(\mathbf{x}_n, y_n)$  not violating margin:  $\xi_n = 0$

'unconstrained' form of soft-margin SVM:

$$\min_{b, \mathbf{w}} \quad \frac{1}{2} \mathbf{w}^T \mathbf{w} + C \sum_{n=1}^N \max(1 - y_n(\mathbf{w}^T \mathbf{z}_n + b), 0)$$

# Unconstrained Form

$$\min_{b, \mathbf{w}} \quad \frac{1}{2} \mathbf{w}^T \mathbf{w} + C \sum_{n=1}^N \max(1 - y_n(\mathbf{w}^T \mathbf{z}_n + b), 0)$$

familiar? :-)

$$\min \quad \frac{1}{2} \mathbf{w}^T \mathbf{w} + C \sum \widehat{\text{err}}$$

just L2 regularization

$$\min \quad \frac{\lambda}{N} \mathbf{w}^T \mathbf{w} + \frac{1}{N} \sum \text{err}$$

with shorter  $\mathbf{w}$ , another parameter, and special err

why not solve this? :-)

- not QP, **no (?) kernel trick**
- $\max(\cdot, 0)$  **not differentiable**, harder to solve

# SVM as Regularized Model

	minimize	constraint
regularization by constraint	$E_{in}$	$\mathbf{w}^T \mathbf{w} \leq C$
hard-margin SVM	$\mathbf{w}^T \mathbf{w}$	$E_{in} = 0$ [and more]
L2 regularization	$\frac{\lambda}{N} \mathbf{w}^T \mathbf{w} + E_{in}$	
soft-margin SVM	$\frac{1}{2} \mathbf{w}^T \mathbf{w} + C N \widehat{E}_{in}$	

large margin  $\iff$  fewer hyperplanes  $\iff$  L2 regularization of short  $\mathbf{w}$

soft margin  $\iff$  special  $\widehat{\text{err}}$

larger  $C$  or  $C$   $\iff$  smaller  $\lambda$   $\iff$  less regularization

viewing SVM as regularized model:

allows **extending/connecting** to other learning models

# Fun Time

When viewing soft-margin SVM as regularized model, a larger  $C$  corresponds to

- 1 a larger  $\lambda$ , that is, stronger regularization
- 2 a smaller  $\lambda$ , that is, stronger regularization
- 3 a larger  $\lambda$ , that is, weaker regularization
- 4 a smaller  $\lambda$ , that is, weaker regularization

# Fun Time

When viewing soft-margin SVM as regularized model, a larger  $C$  corresponds to

- 1 a larger  $\lambda$ , that is, stronger regularization
- 2 a smaller  $\lambda$ , that is, stronger regularization
- 3 a larger  $\lambda$ , that is, weaker regularization
- 4 a smaller  $\lambda$ , that is, weaker regularization

Reference Answer: 4

Comparing the formulations on page 4 of the slides, we see that  $C$  corresponds to  $\frac{1}{2\lambda}$ . So larger  $C$  corresponds to smaller  $\lambda$ , which surely means weaker regularization.

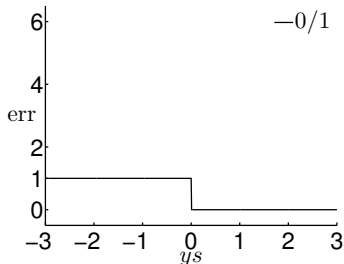


# Algorithmic Error Measure of SVM

$$\min_{b, \mathbf{w}} \quad \frac{1}{2} \mathbf{w}^T \mathbf{w} + C \sum_{n=1}^N \max(1 - y_n(\mathbf{w}^T \mathbf{z}_n + b), 0)$$

linear score  $s = \mathbf{w}^T \mathbf{z}_n + b$

- $\text{err}_{0/1}(s, y) = \mathbb{I}[ys \leq 0]$
- $\widehat{\text{err}}_{\text{SVM}}(s, y) = \max(1 - ys, 0)$ :  
upper bound of  $\text{err}_{0/1}$   
—often called **hinge error measure**



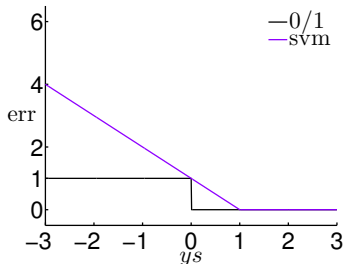
$\widehat{\text{err}}_{\text{SVM}}$ : **algorithmic error measure**  
by **convex upper bound** of  $\text{err}_{0/1}$

# Algorithmic Error Measure of SVM

$$\min_{b, \mathbf{w}} \quad \frac{1}{2} \mathbf{w}^T \mathbf{w} + C \sum_{n=1}^N \max(1 - y_n(\mathbf{w}^T \mathbf{z}_n + b), 0)$$

linear score  $s = \mathbf{w}^T \mathbf{z}_n + b$

- $\text{err}_{0/1}(s, y) = \mathbb{I}[ys \leq 0]$
- $\widehat{\text{err}}_{\text{SVM}}(s, y) = \max(1 - ys, 0)$ :  
upper bound of  $\text{err}_{0/1}$   
—often called **hinge error measure**

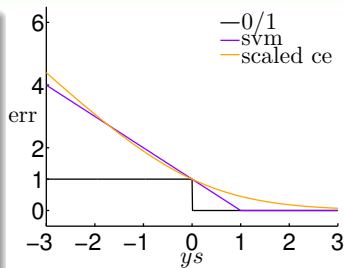


$\widehat{\text{err}}_{\text{SVM}}$ : **algorithmic error measure**  
by **convex upper bound** of  $\text{err}_{0/1}$

# Connection between SVM and Logistic Regression

linear score  $s = \mathbf{w}^T \mathbf{z}_n + b$

- $\text{err}_{0/1}(s, y) = \mathbb{I}[ys \leq 0]$
- $\widehat{\text{err}}_{\text{SVM}}(s, y) = \max(1 - ys, 0)$ :  
upper bound of  $\text{err}_{0/1}$
- $\text{err}_{\text{SCE}}(s, y) = \log_2(1 + \exp(-ys))$ :  
another upper bound of  $\text{err}_{0/1}$  used in  
**logistic regression**



$$\begin{array}{ccccc}
 -\infty & \longleftarrow & ys & \longrightarrow & +\infty \\
 \approx -ys & & \widehat{\text{err}}_{\text{SVM}}(s, y) & & = 0 \\
 \approx -ys & & (\ln 2) \cdot \text{err}_{\text{SCE}}(s, y) & & \approx 0
 \end{array}$$

**SVM**  $\approx$  L2-regularized **logistic regression**

# Linear Models for Binary Classification

## PLA

minimize  $\text{err}_{0/1}$  specially

- pros: **efficient if lin. separable**
- cons: works only if lin. separable, otherwise needing **pocket**

## soft-margin SVM

minimize regularized  $\widehat{\text{err}}_{\text{SVM}}$  by QP

- pros: **'easy' optimization** & theoretical guarantee
- cons: loose bound of  $\text{err}_{0/1}$  for very negative  $\gamma$

## regularized logistic regression for classification

minimize regularized  $\text{err}_{\text{SCE}}$  by GD/SGD/...

- pros: **'easy' optimization** & regularization guard
- cons: loose bound of  $\text{err}_{0/1}$  for very negative  $\gamma$

regularized LogReg  $\implies$  approximate SVM  
**SVM  $\implies$  approximate LogReg (?)**

# Fun Time

We know that  $\widehat{\text{err}}_{\text{SVM}}(\mathbf{s}, y)$  is an upper bound of  $\text{err}_{0/1}(\mathbf{s}, y)$ . When is the upper bound tight? That is, when is  $\widehat{\text{err}}_{\text{SVM}}(\mathbf{s}, y) = \text{err}_{0/1}(\mathbf{s}, y)$ ?

- 1  $ys \geq 0$
- 2  $ys \leq 0$
- 3  $ys \geq 1$
- 4  $ys \leq 1$

# Fun Time

We know that  $\widehat{\text{err}}_{\text{SVM}}(\mathbf{s}, y)$  is an upper bound of  $\text{err}_{0/1}(\mathbf{s}, y)$ . When is the upper bound tight? That is, when is  $\widehat{\text{err}}_{\text{SVM}}(\mathbf{s}, y) = \text{err}_{0/1}(\mathbf{s}, y)$ ?

- 1  $ys \geq 0$
- 2  $ys \leq 0$
- 3  $ys \geq 1$
- 4  $ys \leq 1$

Reference Answer: 3

By plotting the figure, we can easily see that  $\widehat{\text{err}}_{\text{SVM}}(\mathbf{s}, y) = \text{err}_{0/1}(\mathbf{s}, y)$  if and only if  $ys \geq 1$ . In that case, both error functions evaluate to 0.

# SVM for Soft Binary Classification

## Naïve Idea 1

- 1 run SVM and get  $(b_{\text{SVM}}, \mathbf{w}_{\text{SVM}})$
- 2 return  $g(\mathbf{x}) = \theta(\mathbf{w}_{\text{SVM}}^T \mathbf{x} + b_{\text{SVM}})$

- 'direct' use of similarity —works reasonably well
- **no LogReg flavor**

## Naïve Idea 2

- 1 run SVM and get  $(b_{\text{SVM}}, \mathbf{w}_{\text{SVM}})$
- 2 run LogReg with  $(b_{\text{SVM}}, \mathbf{w}_{\text{SVM}})$  as  $\mathbf{w}_0$
- 3 return LogReg solution as  $g(\mathbf{x})$

- not really 'easier' than original LogReg
- **SVM flavor (kernel?) lost**

want: flavors from both sides

# A Possible Model: Two-Level Learning

$$g(\mathbf{x}) = \theta(A \cdot (\mathbf{w}_{\text{SVM}}^T \Phi(\mathbf{x}) + b_{\text{SVM}}) + B)$$

- **SVM flavor**: fix hyperplane direction by  $\mathbf{w}_{\text{SVM}}$ —**kernel** applies
- **LogReg flavor**: fine-tune hyperplane to match maximum likelihood by **scaling** ( $A$ ) and **shifting** ( $B$ )
  - often  $A > 0$  if  $\mathbf{w}_{\text{SVM}}$  reasonably good
  - often  $B \approx 0$  if  $b_{\text{SVM}}$  reasonably good

new LogReg Problem:

$$\min_{A, B} \frac{1}{N} \sum_{n=1}^N \log \left( 1 + \exp \left( -y_n \left( A \cdot \underbrace{(\mathbf{w}_{\text{SVM}}^T \Phi(\mathbf{x}_n) + b_{\text{SVM}})}_{\Phi_{\text{SVM}}(\mathbf{x}_n)} + B \right) \right) \right)$$

two-level learning:  
**LogReg** on **SVM-transformed** data



# Probabilistic SVM

## Platt's Model of Probabilistic SVM for Soft Binary Classification

- 1 run **SVM** on  $\mathcal{D}$  to get  $(b_{\text{SVM}}, \mathbf{w}_{\text{SVM}})$  [or the equivalent  $\alpha$ ], and transform  $\mathcal{D}$  to  $\mathbf{z}'_n = \mathbf{w}_{\text{SVM}}^T \Phi(\mathbf{x}_n) + b_{\text{SVM}}$   
—actual model performs this step in a more complicated manner
- 2 run **LogReg** on  $\{(\mathbf{z}'_n, y_n)\}_{n=1}^N$  to get  $(A, B)$   
—actual model adds some special regularization here
- 3 return  $g(\mathbf{x}) = \theta(A \cdot (\mathbf{w}_{\text{SVM}}^T \Phi(\mathbf{x}) + b_{\text{SVM}}) + B)$

- **soft binary classifier** not having the same boundary as **SVM classifier**  
—because of  $B$
- how to solve **LogReg**: GD/SGD/**or better**  
—because only **two variables**

kernel SVM  $\implies$  approx. LogReg in  $\mathcal{Z}$ -space  
**exact LogReg in  $\mathcal{Z}$ -space?**

## Fun Time

Recall that the score  $\mathbf{w}_{\text{SVM}}^T \Phi(\mathbf{x}) + b_{\text{SVM}} = \sum_{\text{SV}} \alpha_n y_n K(\mathbf{x}_n, \mathbf{x}) + b_{\text{SVM}}$  for the kernel SVM. When coupling the kernel SVM with  $(A, B)$  to form a probabilistic SVM, which of the following is the resulting  $g(\mathbf{x})$ ?

- 1  $\theta \left( \sum_{\text{SV}} B \alpha_n y_n K(\mathbf{x}_n, \mathbf{x}) + b_{\text{SVM}} \right)$
- 2  $\theta \left( \sum_{\text{SV}} B \alpha_n y_n K(\mathbf{x}_n, \mathbf{x}) + B b_{\text{SVM}} + A \right)$
- 3  $\theta \left( \sum_{\text{SV}} A \alpha_n y_n K(\mathbf{x}_n, \mathbf{x}) + b_{\text{SVM}} \right)$
- 4  $\theta \left( \sum_{\text{SV}} A \alpha_n y_n K(\mathbf{x}_n, \mathbf{x}) + A b_{\text{SVM}} + B \right)$

## Fun Time

Recall that the score  $\mathbf{w}_{\text{SVM}}^T \Phi(\mathbf{x}) + b_{\text{SVM}} = \sum_{\text{SV}} \alpha_n y_n K(\mathbf{x}_n, \mathbf{x}) + b_{\text{SVM}}$  for the kernel SVM. When coupling the kernel SVM with  $(A, B)$  to form a probabilistic SVM, which of the following is the resulting  $g(\mathbf{x})$ ?

- ①  $\theta \left( \sum_{\text{SV}} B \alpha_n y_n K(\mathbf{x}_n, \mathbf{x}) + b_{\text{SVM}} \right)$
- ②  $\theta \left( \sum_{\text{SV}} B \alpha_n y_n K(\mathbf{x}_n, \mathbf{x}) + B b_{\text{SVM}} + A \right)$
- ③  $\theta \left( \sum_{\text{SV}} A \alpha_n y_n K(\mathbf{x}_n, \mathbf{x}) + b_{\text{SVM}} \right)$
- ④  $\theta \left( \sum_{\text{SV}} A \alpha_n y_n K(\mathbf{x}_n, \mathbf{x}) + A b_{\text{SVM}} + B \right)$

Reference Answer: ④

We can simply plug the kernel formula of the score into  $g(\mathbf{x})$ .

# Key behind Kernel Trick

one key behind kernel trick: optimal  $\mathbf{w}_* = \sum_{n=1}^N \beta_n \mathbf{z}_n$

$$\text{because } \mathbf{w}_*^T \mathbf{z} = \sum_{n=1}^N \beta_n \mathbf{z}_n^T \mathbf{z} = \sum_{n=1}^N \beta_n K(\mathbf{x}_n, \mathbf{x})$$

## SVM

$$\mathbf{w}_{\text{SVM}} = \sum_{n=1}^N (\alpha_n y_n) \mathbf{z}_n$$

$\alpha_n$  from **dual solutions**

## PLA

$$\mathbf{w}_{\text{PLA}} = \sum_{n=1}^N (\alpha_n y_n) \mathbf{z}_n$$

$\alpha_n$  by **# mistake corrections**

## LogReg by SGD

$$\mathbf{w}_{\text{LOGREG}} = \sum_{n=1}^N (\alpha_n y_n) \mathbf{z}_n$$

$\alpha_n$  by **total SGD moves**

when can **optimal  $\mathbf{w}_*$**  be **represented** by  $\mathbf{z}_n$ ?

# Representer Theorem

claim: for any L2-regularized linear model

$$\min_{\mathbf{w}} \quad \frac{\lambda}{N} \mathbf{w}^T \mathbf{w} + \frac{1}{N} \sum_{n=1}^N \text{err}(y_n, \mathbf{w}^T \mathbf{z}_n)$$

optimal  $\mathbf{w}_* = \sum_{n=1}^N \beta_n \mathbf{z}_n$ .

- let optimal  $\mathbf{w}_* = \mathbf{w}_{\parallel} + \mathbf{w}_{\perp}$ , where  $\mathbf{w}_{\parallel} \in \text{span}(\mathbf{z}_n)$  &  $\mathbf{w}_{\perp} \perp \text{span}(\mathbf{z}_n)$   
—want  $\mathbf{w}_{\perp} = \mathbf{0}$
  - what if **not**? Consider  $\mathbf{w}_{\parallel}$ 
    - of same err as  $\mathbf{w}_*$ :  $\text{err}(y_n, \mathbf{w}_*^T \mathbf{z}_n) = \text{err}(y_n, (\mathbf{w}_{\parallel} + \mathbf{w}_{\perp})^T \mathbf{z}_n)$
    - of smaller regularizer as  $\mathbf{w}_*$ :  

$$\mathbf{w}_*^T \mathbf{w}_* = \mathbf{w}_{\parallel}^T \mathbf{w}_{\parallel} + 2\mathbf{w}_{\parallel}^T \mathbf{w}_{\perp} + \mathbf{w}_{\perp}^T \mathbf{w}_{\perp} > \mathbf{w}_{\parallel}^T \mathbf{w}_{\parallel}$$
- $\mathbf{w}_{\parallel}$  ‘**more optimal**’ than  $\mathbf{w}_*$  (**contradiction!**)

any L2-regularized linear model  
can be **kernelized!**

# Kernel Logistic Regression

solving **L2-regularized logistic regression**

$$\min_{\mathbf{w}} \quad \frac{\lambda}{N} \mathbf{w}^T \mathbf{w} + \frac{1}{N} \sum_{n=1}^N \log \left( 1 + \exp \left( -y_n \mathbf{w}^T \mathbf{z}_n \right) \right)$$

yields optimal solution  $\mathbf{w}_* = \sum_{n=1}^N \beta_n \mathbf{z}_n$

with out loss of generality, can solve for **optimal  $\beta$**  instead of  $\mathbf{w}$

$$\min_{\beta} \frac{\lambda}{N} \sum_{n=1}^N \sum_{m=1}^N \beta_n \beta_m K(\mathbf{x}_n, \mathbf{x}_m) + \frac{1}{N} \sum_{n=1}^N \log \left( 1 + \exp \left( -y_n \sum_{m=1}^N \beta_m K(\mathbf{x}_m, \mathbf{x}_n) \right) \right)$$

—how? GD/SGD/... for **unconstrained optimization**

kernel logistic regression:

use **representer theorem** for kernel trick  
on **L2-regularized logistic regression**

# Kernel Logistic Regression (KLR) : Another View

$$\min_{\beta} \frac{\lambda}{N} \sum_{n=1}^N \sum_{m=1}^N \beta_n \beta_m K(\mathbf{x}_n, \mathbf{x}_m) + \frac{1}{N} \sum_{n=1}^N \log \left( 1 + \exp \left( -y_n \sum_{m=1}^N \beta_m K(\mathbf{x}_m, \mathbf{x}_n) \right) \right)$$

- $\sum_{m=1}^N \beta_m K(\mathbf{x}_m, \mathbf{x}_n)$ : inner product between variables  $\beta$  and transformed data ( $K(\mathbf{x}_1, \mathbf{x}_n), K(\mathbf{x}_2, \mathbf{x}_n), \dots, K(\mathbf{x}_N, \mathbf{x}_n)$ )
- $\sum_{n=1}^N \sum_{m=1}^N \beta_n \beta_m K(\mathbf{x}_n, \mathbf{x}_m)$ : a special regularizer  $\beta^T \mathbf{K} \beta$
- KLR = linear model of  $\beta$   
 with kernel as transform & kernel regularizer;  
 = linear model of  $\mathbf{w}$   
 with embedded-in-kernel transform & L2 regularizer
- similar for SVM

**warning:** unlike coefficients  $\alpha_n$  in SVM,  
 coefficients  $\beta_n$  in KLR often non-zero!

# Fun Time

When viewing KLR as **linear model of  $\beta$**  with **embedded-in-kernel transform** & **kernel regularizer**, what is the dimension of the  $\mathcal{Z}$  space that the **linear model** operates on?

- 1  $d$ , the dimension of the original  $\mathcal{X}$  space
- 2  $N$ , the number of training examples
- 3  $\tilde{d}$ , the dimension of some feature transform  $\Phi(\mathbf{x})$  that is embedded within the kernel
- 4  $\lambda$ , the regularization parameter



# Fun Time

When viewing KLR as **linear model of  $\beta$**  with **embedded-in-kernel transform** & **kernel regularizer**, what is the dimension of the  $\mathcal{Z}$  space that the **linear model** operates on?

- 1  $d$ , the dimension of the original  $\mathcal{X}$  space
- 2  $N$ , the number of training examples
- 3  $\tilde{d}$ , the dimension of some feature transform  $\Phi(\mathbf{x})$  that is embedded within the kernel
- 4  $\lambda$ , the regularization parameter

Reference Answer: (2)

For any  $\mathbf{x}$ , the transformed data is  $(K(\mathbf{x}_1, \mathbf{x}), K(\mathbf{x}_2, \mathbf{x}), \dots, K(\mathbf{x}_N, \mathbf{x}))$ , which is  $N$ -dimensional.

# Summary

## ① Embedding Numerous Features: Kernel Models

### Lecture 5: Kernel Logistic Regression

- Soft-Margin SVM as Regularized Model  
**L2-regularization with hinge error measure**
- SVM versus Logistic Regression  
 **$\approx$  L2-regularized logistic regression**
- SVM for Soft Binary Classification  
**common approach: two-level learning**
- Kernel Logistic Regression  
**representer theorem on L2-regularized LogReg**

- **next: kernel models for regression**

## ② Combining Predictive Features: Aggregation Models

## ③ Distilling Implicit Features: Extraction Models