


# Machine Learning Foundations

## (機器學習基石)



### Lecture 5: Training versus Testing

Hsuan-Tien Lin (林軒田)

htlin@csie.ntu.edu.tw

Department of Computer Science  
& Information Engineering

National Taiwan University  
(國立台灣大學資訊工程系)



# Roadmap

## 1 When Can Machines Learn?

### Lecture 4: Feasibility of Learning

learning is **PAC**-possible  
if enough **statistical data** and **finite**  $|\mathcal{H}|$

## 2 Why Can Machines Learn?

### Lecture 5: Training versus Testing

- Recap and Preview
- Effective Number of Lines
- Effective Number of Hypotheses
- Break Point

## 3 How Can Machines Learn?

## 4 How Can Machines Learn Better?

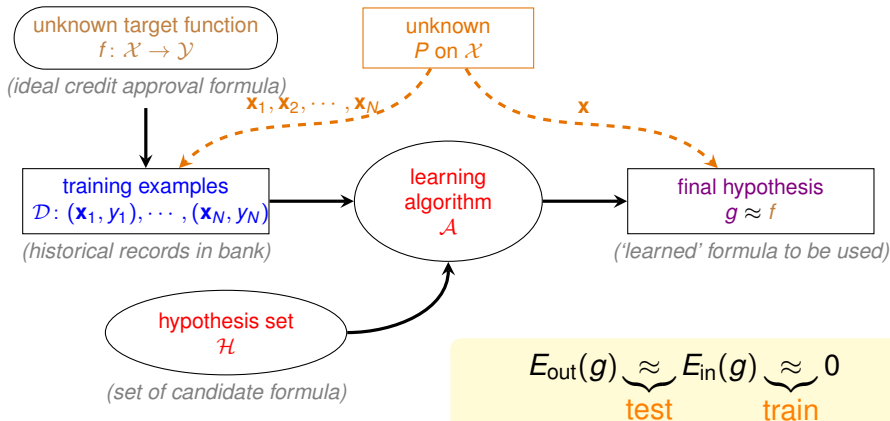
# Recap: the 'Statistical' Learning Flow

if  $|\mathcal{H}| = M$  finite,  $N$  large enough,

for whatever  $g$  picked by  $\mathcal{A}$ ,  $E_{\text{out}}(g) \approx E_{\text{in}}(g)$

if  $\mathcal{A}$  finds one  $g$  with  $E_{\text{in}}(g) \approx 0$ ,

PAC guarantee for  $E_{\text{out}}(g) \approx 0 \implies$  **learning possible :-)**



## Two Central Questions

for batch & supervised binary classification,  $g \approx f \iff E_{\text{out}}(g) \approx 0$

lecture 3 lecture 1

achieved through  $E_{\text{out}}(g) \approx E_{\text{in}}(g)$  and  $E_{\text{in}}(g) \approx 0$

lecture 4 lecture 2

learning split to two central questions:

- 1 can we make sure that  $E_{\text{out}}(g)$  is close enough to  $E_{\text{in}}(g)$ ?
- 2 can we make  $E_{\text{in}}(g)$  small enough?

what role does  $\underbrace{M}_{|\mathcal{H}|}$  play for the two questions?

Trade-off on  $M$ 

- 1 can we make sure that  $E_{\text{out}}(g)$  is close enough to  $E_{\text{in}}(g)$ ?
- 2 can we make  $E_{\text{in}}(g)$  small enough?

small  $M$ 

- 1 Yes!,  
 $\mathbb{P}[\mathbf{BAD}] \leq 2 \cdot M \cdot \exp(\dots)$
- 2 No!, too few choices

large  $M$ 

- 1 No!,  
 $\mathbb{P}[\mathbf{BAD}] \leq 2 \cdot M \cdot \exp(\dots)$
- 2 Yes!, many choices

using the right  $M$  (or  $\mathcal{H}$ ) is important

$M = \infty$  **doomed?**

# Preview

## Known

$$\mathbb{P} \left[ |E_{\text{in}}(g) - E_{\text{out}}(g)| > \epsilon \right] \leq 2 \cdot M \cdot \exp \left( -2\epsilon^2 N \right)$$

## Todo

- establish **a finite quantity** that replaces  $M$

$$\mathbb{P} \left[ |E_{\text{in}}(g) - E_{\text{out}}(g)| > \epsilon \right] \stackrel{?}{\leq} 2 \cdot m_{\mathcal{H}} \cdot \exp \left( -2\epsilon^2 N \right)$$

- justify the feasibility of learning for infinite  $M$
- study  $m_{\mathcal{H}}$  to understand its trade-off for ‘right’  $\mathcal{H}$ , just like  $M$

mysterious PLA to be fully resolved  
**after 3 more lectures :-)**

## Fun Time

## Data size: how large do we need?

One way to use the inequality

$$\mathbb{P} \left[ |E_{\text{in}}(g) - E_{\text{out}}(g)| > \epsilon \right] \leq \underbrace{2 \cdot M \cdot \exp(-2\epsilon^2 N)}_{\delta}$$

is to pick a tolerable difference  $\epsilon$  as well as a tolerable **BAD** probability  $\delta$ , and then gather data with size ( $N$ ) large enough to achieve those tolerance criteria. Let  $\epsilon = 0.1$ ,  $\delta = 0.05$ , and  $M = 100$ . What is the data size needed?

① 215

② 415

③ 615

④ 815

Reference Answer: ②

We can simply express  $N$  as a function of those ‘known’ variables.

Then, the needed  $N = \frac{1}{2\epsilon^2} \ln \frac{2M}{\delta}$ .

# Where Did $M$ Come From?

$$\mathbb{P} [ |E_{\text{in}}(g) - E_{\text{out}}(g)| > \epsilon ] \leq 2 \cdot M \cdot \exp(-2\epsilon^2 N)$$

- **BAD events**  $\mathcal{B}_m$ :  $|E_{\text{in}}(h_m) - E_{\text{out}}(h_m)| > \epsilon$
- to give  $\mathcal{A}$  freedom of choice: bound  $\mathbb{P}[\mathcal{B}_1 \text{ or } \mathcal{B}_2 \text{ or } \dots \mathcal{B}_M]$
- worst case: all  $\mathcal{B}_m$  non-overlapping

$$\mathbb{P}[\mathcal{B}_1 \text{ or } \mathcal{B}_2 \text{ or } \dots \mathcal{B}_M] \leq \mathbb{P}[\mathcal{B}_1] + \mathbb{P}[\mathcal{B}_2] + \dots + \mathbb{P}[\mathcal{B}_M]$$

union bound

where did **uniform bound fail**  
to consider for  $M = \infty$ ?



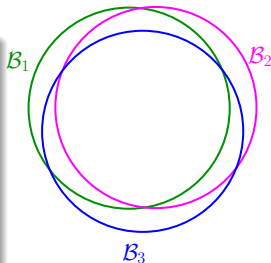
# Where Did Uniform Bound Fail?

union bound  $\mathbb{P}[\mathcal{B}_1] + \mathbb{P}[\mathcal{B}_2] + \dots + \mathbb{P}[\mathcal{B}_M]$

- **BAD events**  $\mathcal{B}_m$ :  $|E_{\text{in}}(h_m) - E_{\text{out}}(h_m)| > \epsilon$

overlapping for similar hypotheses  $h_1 \approx h_2$

- why?
  - ①  $E_{\text{out}}(h_1) \approx E_{\text{out}}(h_2)$
  - ② for most  $\mathcal{D}$ ,  $E_{\text{in}}(h_1) = E_{\text{in}}(h_2)$
- union bound **over-estimating**

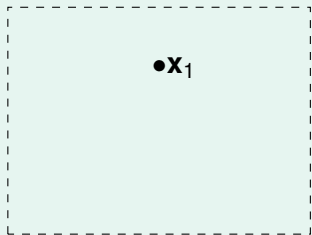


to account for overlap,  
can we group similar hypotheses by **kind**?

# How Many Lines Are There? (1/2)

$$\mathcal{H} = \left\{ \text{all lines in } \mathbb{R}^2 \right\}$$

- how many lines?  $\infty$
- how many **kinds of** lines if viewed from one input vector  $\mathbf{x}_1$ ?

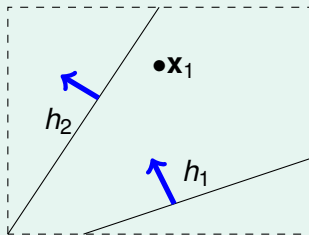


**2 kinds:**  $h_1\text{-like}(\mathbf{x}_1) = \circ$  or  $h_2\text{-like}(\mathbf{x}_1) = \times$

# How Many Lines Are There? (1/2)

$$\mathcal{H} = \{ \text{all lines in } \mathbb{R}^2 \}$$

- how many lines?  $\infty$
- how many **kinds of** lines if viewed from one input vector  $\mathbf{x}_1$ ?

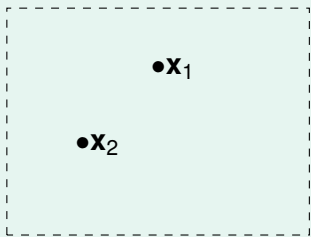


**2 kinds:**  $h_1$ -like( $\mathbf{x}_1$ ) =  $\circ$  or  $h_2$ -like( $\mathbf{x}_1$ ) =  $\times$


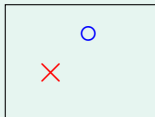


# How Many Lines Are There? (2/2)

$$\mathcal{H} = \left\{ \text{all lines in } \mathbb{R}^2 \right\}$$

- how many **kinds of** lines if viewed from two inputs  $\mathbf{x}_1, \mathbf{x}_2$ ?



4:

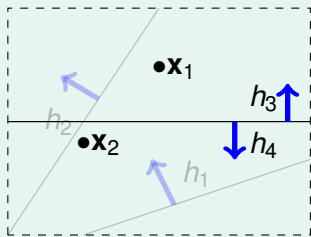


one input: 2; two inputs: 4; **three inputs?**


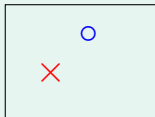


# How Many Lines Are There? (2/2)

$$\mathcal{H} = \left\{ \text{all lines in } \mathbb{R}^2 \right\}$$

- how many **kinds of** lines if viewed from two inputs  $\mathbf{x}_1, \mathbf{x}_2$ ?



4:

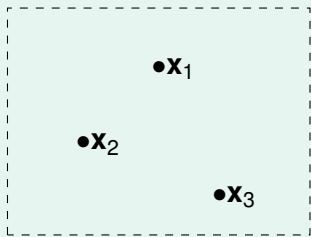


one input: 2; two inputs: 4; **three inputs?**

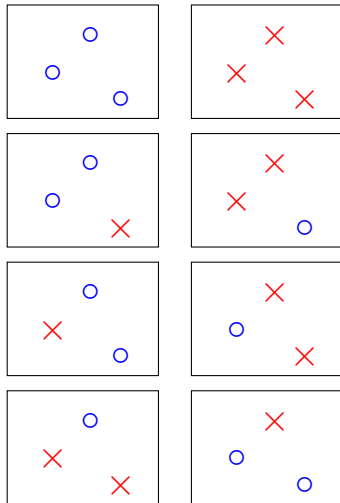
# How Many Kinds of Lines for Three Inputs? (1/2)

$$\mathcal{H} = \left\{ \text{all lines in } \mathbb{R}^2 \right\}$$

for three inputs  $\mathbf{x}_1, \mathbf{x}_2, \mathbf{x}_3$



8:



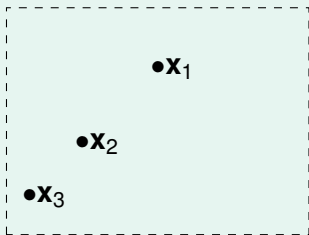
always 8 for three inputs?

# How Many Kinds of Lines for Three Inputs? (2/2)

$$\mathcal{H} = \left\{ \text{all lines in } \mathbb{R}^2 \right\}$$

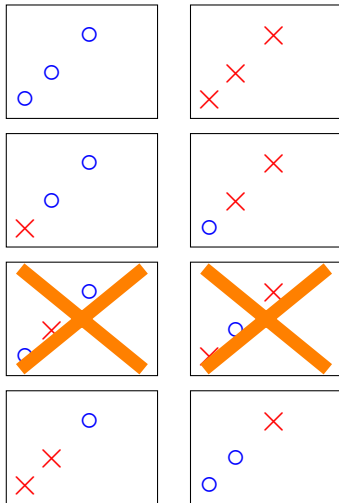
for **another** three inputs

$\mathbf{x}_1, \mathbf{x}_2, \mathbf{x}_3$



'fewer than 8' when degenerate  
(e.g. collinear or same inputs)

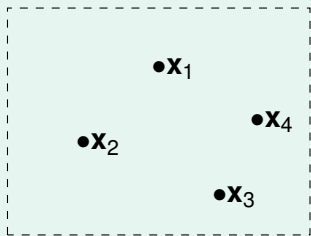
6:



# How Many Kinds of Lines for Four Inputs?

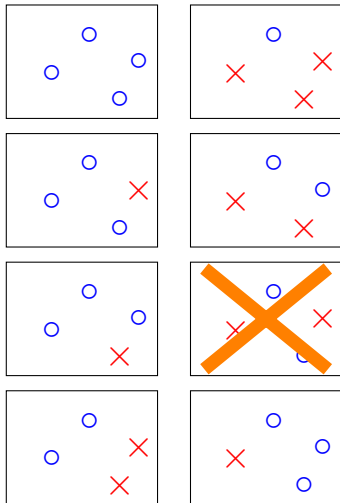
$$\mathcal{H} = \left\{ \text{all lines in } \mathbb{R}^2 \right\}$$

for four inputs  $\mathbf{x}_1, \mathbf{x}_2, \mathbf{x}_3, \mathbf{x}_4$



for any four inputs  
at most 14

14:  $2 \times$





# Effective Number of Lines

maximum kinds of lines with respect to  $N$  inputs  $\mathbf{x}_1, \mathbf{x}_2, \dots, \mathbf{x}_N$   
 $\iff$  **effective number of lines**

- must be  $\leq 2^N$  (why?)
- finite 'grouping' of infinitely-many lines  $\in \mathcal{H}$
- wish:

$$\begin{aligned} & \mathbb{P} [ |E_{\text{in}}(g) - E_{\text{out}}(g)| > \epsilon ] \\ & \leq 2 \cdot \text{effective}(N) \cdot \exp(-2\epsilon^2 N) \end{aligned}$$

## lines in 2D

| $N$ | effective( $N$ ) |
|-----|------------------|
| 1   | 2                |
| 2   | 4                |
| 3   | 8                |
| 4   | 14 $< 2^N$       |

- if
- ① effective( $N$ ) can replace  $M$  and
  - ② effective( $N$ )  $\ll 2^N$

**learning possible with infinite lines :-)**

## Fun Time

What is the effective number of lines for five inputs  $\in \mathbb{R}^2$ ?

① 14

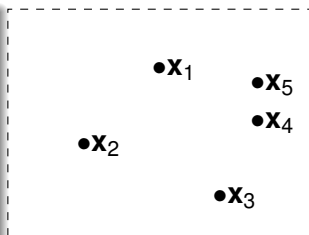
② 16

③ 22

④ 32

Reference Answer: ③

If you put the inputs roughly around a circle, you can then pick any consecutive inputs to be on one side of the line, and the other inputs to be on the other side. The procedure leads to effectively 22 kinds of lines, which is **much smaller than  $2^5 = 32$** . You shall find it difficult to generate more kinds by varying the inputs, and we will give a formal proof in future lectures.



# Dichotomies: Mini-hypotheses

$$\mathcal{H} = \{\text{hypothesis } h: \mathcal{X} \rightarrow \{\times, \circ\}\}$$

- call

$$h(\mathbf{x}_1, \mathbf{x}_2, \dots, \mathbf{x}_N) = (h(\mathbf{x}_1), h(\mathbf{x}_2), \dots, h(\mathbf{x}_N)) \in \{\times, \circ\}^N$$

a **dichotomy**: hypothesis ‘limited’ to the eyes of  $\mathbf{x}_1, \mathbf{x}_2, \dots, \mathbf{x}_N$

- $\mathcal{H}(\mathbf{x}_1, \mathbf{x}_2, \dots, \mathbf{x}_N)$ :

**all dichotomies ‘implemented’ by  $\mathcal{H}$  on  $\mathbf{x}_1, \mathbf{x}_2, \dots, \mathbf{x}_N$**

|      | hypotheses $\mathcal{H}$    | dichotomies $\mathcal{H}(\mathbf{x}_1, \mathbf{x}_2, \dots, \mathbf{x}_N)$       |
|------|-----------------------------|--|
| e.g. | all lines in $\mathbb{R}^2$ | $\{\circ\circ\circ\circ, \circ\circ\circ\times, \circ\circ\times\times, \dots\}$ |
| size | possibly infinite           | upper bounded by $2^N$   |

$|\mathcal{H}(\mathbf{x}_1, \mathbf{x}_2, \dots, \mathbf{x}_N)|$ : candidate for **replacing  $M$**

# Growth Function

- $|\mathcal{H}(\mathbf{x}_1, \mathbf{x}_2, \dots, \mathbf{x}_N)|$ : depend on inputs  $(\mathbf{x}_1, \mathbf{x}_2, \dots, \mathbf{x}_N)$
- growth function: remove dependence by **taking max of all possible  $(\mathbf{x}_1, \mathbf{x}_2, \dots, \mathbf{x}_N)$**

$$m_{\mathcal{H}}(N) = \max_{\mathbf{x}_1, \mathbf{x}_2, \dots, \mathbf{x}_N \in \mathcal{X}} |\mathcal{H}(\mathbf{x}_1, \mathbf{x}_2, \dots, \mathbf{x}_N)|$$

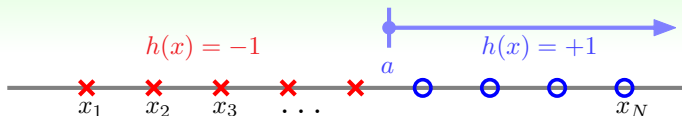
- finite, upper-bounded by  $2^N$

## lines in 2D

| $N$ | $m_{\mathcal{H}}(N)$       |
|-----|----------------------------|
| 1   | 2                          |
| 2   | 4                          |
| 3   | $\max(\dots, 6, 8)$<br>= 8 |
| 4   | $14 < 2^N$                 |

how to 'calculate' the growth function?

# Growth Function for Positive Rays



- $\mathcal{X} = \mathbb{R}$  (one dimensional)
- $\mathcal{H}$  contains  $h$ , where **each**  $h(x) = \text{sign}(x - a)$  **for threshold**  $a$
- ‘positive half’ of 1D perceptrons

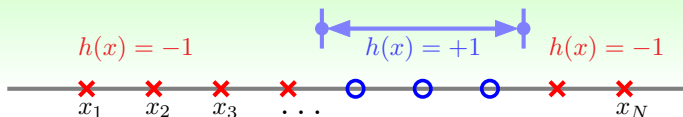
one dichotomy for  $a \in$  each spot  $(x_n, x_{n+1})$ :

$$m_{\mathcal{H}}(N) = N + 1$$

$(N + 1) \ll 2^N$  when  $N$  large!

| $x_1$ | $x_2$ | $x_3$ | $x_4$ |
|-------|-------|-------|-------|
| o     | o     | o     | o     |
| x     | o     | o     | o     |
| x     | x     | o     | o     |
| x     | x     | x     | o     |
| x     | x     | x     | x     |

## Growth Function for Positive Intervals



- $\mathcal{X} = \mathbb{R}$  (one dimensional)
- $\mathcal{H}$  contains  $h$ , where **each**  $h(x) = +1$  **iff**  $x \in [l, r)$ , **-1 otherwise**


one dichotomy for each 'interval kind'

$$\begin{aligned}
 m_{\mathcal{H}}(N) &= \underbrace{\binom{N+1}{2}}_{\text{interval ends in } N+1 \text{ spots}} + \underbrace{1}_{\text{all } \times} \\
 &= \frac{1}{2}N^2 + \frac{1}{2}N + 1
 \end{aligned}$$


| $x_1$ | $x_2$ | $x_3$ | $x_4$ |
|-------|-------|-------|-------|
| o     | x     | x     | x     |
| o     | o     | x     | x     |
| o     | o     | o     | x     |
| o     | o     | o     | o     |
| x     | o     | x     | x     |
| x     | o     | o     | x     |
| x     | o     | o     | o     |
| x     | x     | o     | x     |
| x     | x     | o     | o     |
| x     | x     | x     | o     |
| x     | x     | x     | x     |

$$\left(\frac{1}{2}N^2 + \frac{1}{2}N + 1\right) \ll 2^N \text{ when } N \text{ large!}$$

# Growth Function for Convex Sets (1/2)



convex region in blue



non-convex region

- $\mathcal{X} = \mathbb{R}^2$  (two dimensional)
- $\mathcal{H}$  contains  $h$ , where  $h(\mathbf{x}) = +1$  iff  $\mathbf{x}$  in a convex region,  $-1$  otherwise

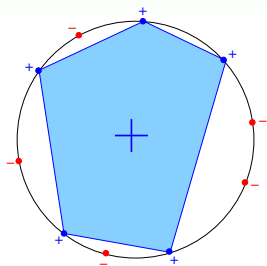
what is  $m_{\mathcal{H}}(N)$ ?

# Growth Function for Convex Sets (2/2)

- one possible set of  $N$  inputs:  $\mathbf{x}_1, \mathbf{x}_2, \dots, \mathbf{x}_N$  on a big circle
- **every dichotomy can be implemented** by  $\mathcal{H}$  using a convex region slightly extended from **contour of positive inputs**

$$m_{\mathcal{H}}(N) = 2^N$$

- call those  $N$  inputs **'shattered'** by  $\mathcal{H}$



$m_{\mathcal{H}}(N) = 2^N \iff$   
**exists**  $N$  inputs that can be shattered



# Fun Time

Consider positive **and negative** rays as  $\mathcal{H}$ , which is equivalent to the perceptron hypothesis set in 1D. The hypothesis set is often called '**decision stump**' to describe the shape of its hypotheses. What is the growth function  $m_{\mathcal{H}}(N)$ ?

①  $N$

②  $N + 1$

③  $2N$

④  $2^N$

Reference Answer: ③

Two dichotomies when threshold in each of the  $N - 1$  'internal' spots; two dichotomies for the all- $\circ$  and all- $\times$  cases.

# The Four Growth Functions

- positive rays:  $m_{\mathcal{H}}(N) = N + 1$
- positive intervals:  $m_{\mathcal{H}}(N) = \frac{1}{2}N^2 + \frac{1}{2}N + 1$
- convex sets:  $m_{\mathcal{H}}(N) = 2^N$
- 2D perceptrons:  $m_{\mathcal{H}}(N) < 2^N$  in some cases

what if  $m_{\mathcal{H}}(N)$  replaces  $M$ ?

$$\mathbb{P} [ |E_{\text{in}}(g) - E_{\text{out}}(g)| > \epsilon ] \stackrel{?}{\leq} 2 \cdot m_{\mathcal{H}}(N) \cdot \exp(-2\epsilon^2 N)$$

**polynomial: good; exponential: bad**

for 2D or general perceptrons,  
 $m_{\mathcal{H}}(N)$  **polynomial?**

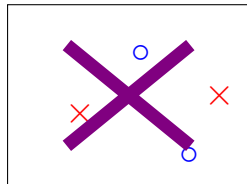
# Break Point of $\mathcal{H}$

what do we know about 2D perceptrons now?

**three inputs: 'exists' shatter;**  
**four inputs, 'for all' no shatter**

if no  $k$  inputs can be shattered by  $\mathcal{H}$ ,  
call  $k$  a **break point** for  $\mathcal{H}$

- $m_{\mathcal{H}}(k) < 2^k$
- $k + 1, k + 2, k + 3, \dots$  also break points!
- will study **minimum break point  $k$**



2D perceptrons: **break point at 4**

# The Four Break Points

- positive rays:

$$m_{\mathcal{H}}(N) = N + 1 = O(N)$$

break point at 2

- positive intervals:

$$m_{\mathcal{H}}(N) = \frac{1}{2}N^2 + \frac{1}{2}N + 1 = O(N^2)$$

break point at 3

- convex sets:

$$m_{\mathcal{H}}(N) = 2^N$$

no break point

- 2D perceptrons:

$$m_{\mathcal{H}}(N) < 2^N \text{ in some cases}$$

break point at 4

conjecture:

- no break point:  $m_{\mathcal{H}}(N) = 2^N$  (sure!)
- break point  $k$ :  $m_{\mathcal{H}}(N) = O(N^{k-1})$

**excited? wait for next lecture :-)**

# Fun Time

Consider positive **and negative** rays as  $\mathcal{H}$ , which is equivalent to the perceptron hypothesis set in 1D. As discussed in an earlier quiz question, the growth function  $m_{\mathcal{H}}(N) = 2N$ . What is the minimum break point for  $\mathcal{H}$ ?

1 1

2 2

3 3

4 4

Reference Answer: 3

At  $k = 3$ ,  $m_{\mathcal{H}}(k) = 6$  while  $2^k = 8$ .

# Summary

## 1 When Can Machines Learn?

### Lecture 4: Feasibility of Learning

## 2 Why Can Machines Learn?

### Lecture 5: Training versus Testing

- Recap and Preview

**two questions:**  $E_{\text{out}}(g) \approx E_{\text{in}}(g)$ , and  $E_{\text{in}}(g) \approx 0$

- Effective Number of Lines

**at most 14 through the eye of 4 inputs**

- Effective Number of Hypotheses

**at most  $m_{\mathcal{H}}(N)$  through the eye of  $N$  inputs**

- Break Point

**when  $m_{\mathcal{H}}(N)$  becomes 'non-exponential'**

- next:**  $m_{\mathcal{H}}(N) = \text{poly}(N)$ ?

## 3 How Can Machines Learn?

## 4 How Can Machines Learn Better?