

Firewall-pfsense

2012-10-08

大綱

- Firewall
- Pfsense
- Configuration
- LAB

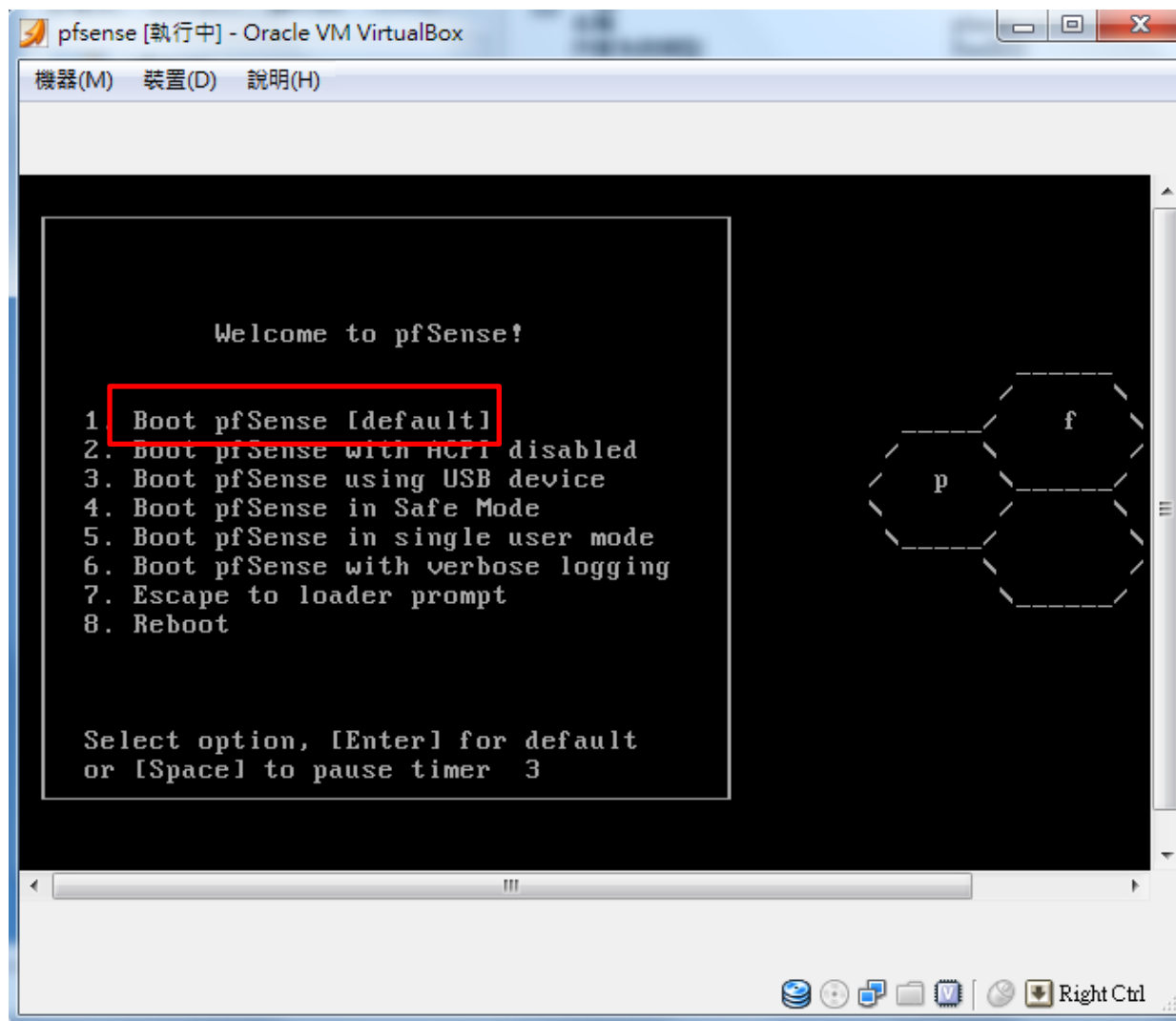
Firewall

- 隔離兩個信任等級不同的網路環境
- 封包流量過濾及記錄功能
- 流量頻寬限制
- 硬體式\軟體式

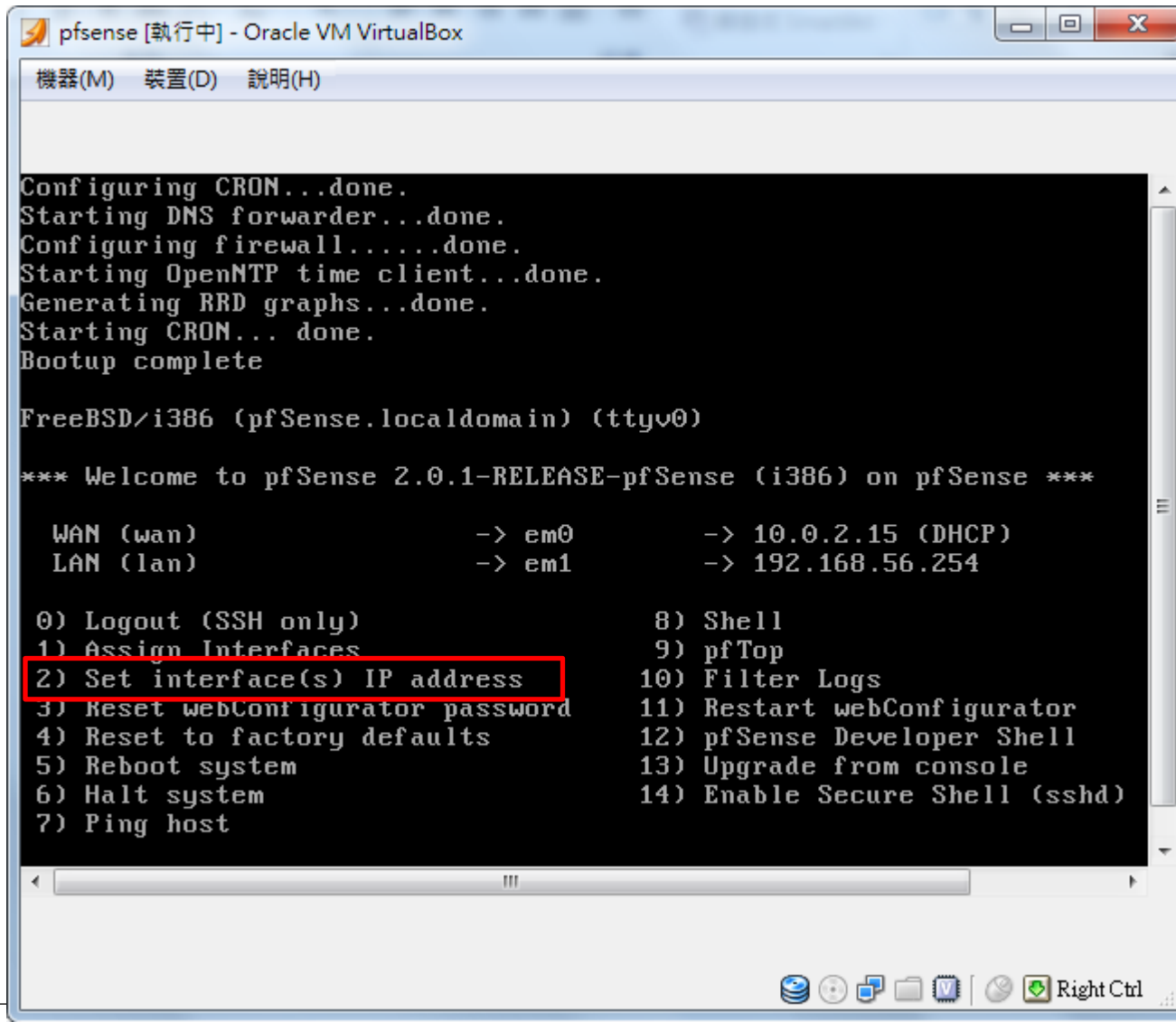
Pfsense

- 軟體式防火牆
- Web操作介面便於管理
- Package Filter\Forwaeding\logging
- Extended Features
 - Routing
 - NAT
 - DHCP
 - VPN
 - ...

Configuration



Configuration



```
pfSense [執行中] - Oracle VM VirtualBox
機器(M) 裝置(D) 說明(H)

Configuring CRON...done.
Starting DNS forwarder...done.
Configuring firewall.....done.
Starting OpenNTP time client...done.
Generating RRD graphs...done.
Starting CRON... done.
Bootup complete

FreeBSD/i386 (pfSense.localdomain) (ttyv0)

*** Welcome to pfSense 2.0.1-RELEASE-pfSense (i386) on pfSense ***

WAN (wan)          -> em0          -> 10.0.2.15 (DHCP)
LAN (lan)          -> em1          -> 192.168.56.254

0) Logout (SSH only)          8) Shell
1) Assign Interfaces          9) pfTop
2) Set interface(s) IP address 10) Filter Logs
3) Reset webConfigurator password 11) Restart webConfigurator
4) Reset to factory defaults    12) pfSense Developer Shell
5) Reboot system               13) Upgrade from console
6) Halt system                 14) Enable Secure Shell (sshd)
7) Ping host
```

Configuration

The screenshot displays the pfSense Status Dashboard. The navigation bar at the top includes System, Interfaces, Firewall, Services, VPN, Status, Diagnostics, and Help. The current page is titled "Status: Dashboard" and shows two main panels: System Information and Interfaces.

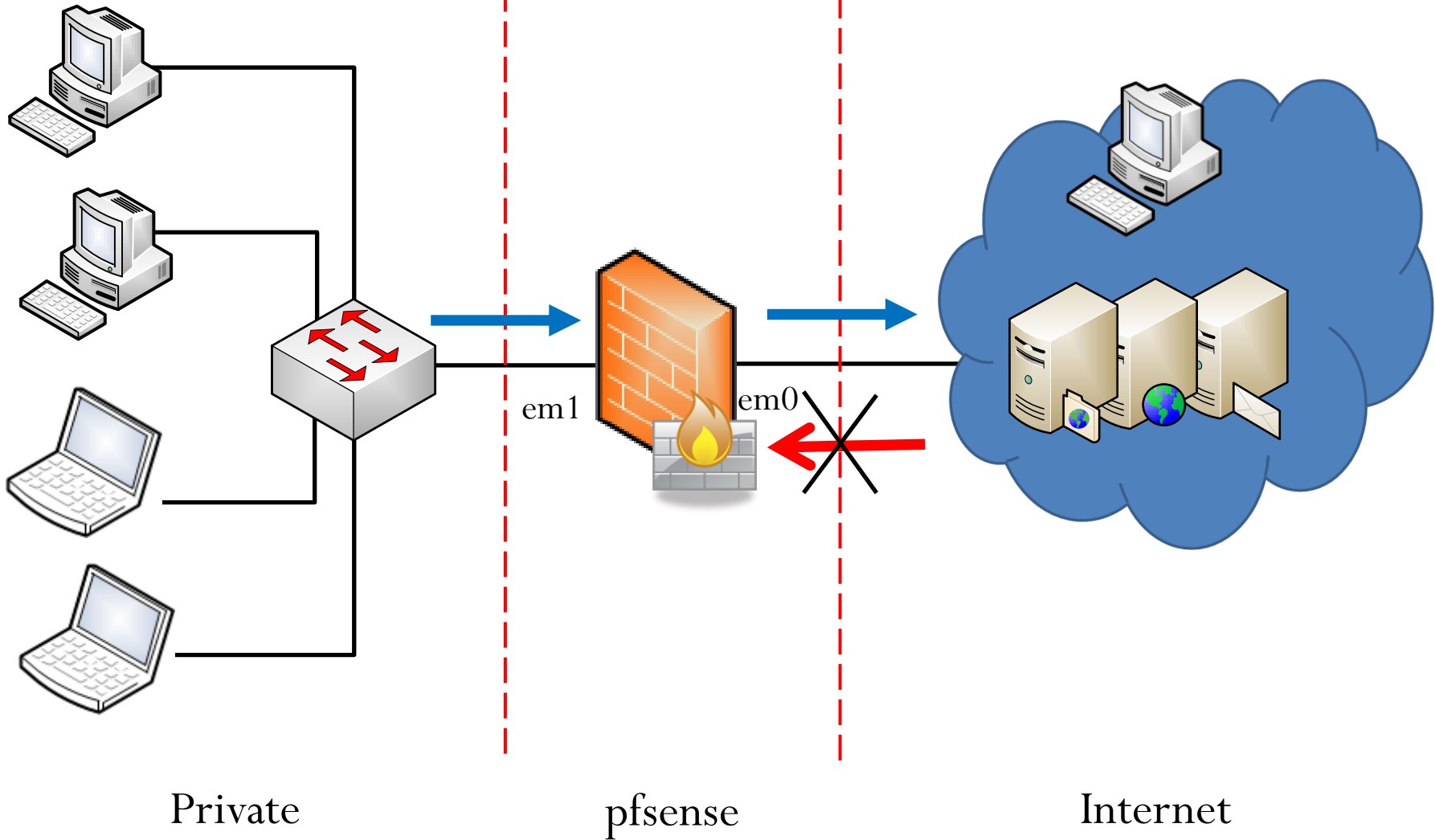
System Information

Name	pfSense.localdomain
Version	2.0.1-RELEASE (386) built on Mon Dec 12 17:53:52 EST 2011 FreeBSD 8.1-RELEASE-p6 Unable to check for updates.
Platform	pfSense
CPU Type	Intel(R) Core(TM) i5-2410M CPU @ 2.30GHz
Uptime	00:31
Current date/time	Mon Oct 8 14:20:20 UTC 2012
DNS server(s)	127.0.0.1 10.160.1.9 10.160.1.254
Last config change	Mon Oct 8 13:05:05 UTC 2012
State table size	12/22000 Show states
MBUF Usage	646/8512
CPU usage	 0%
Memory usage	 20%

Interfaces

<input checked="" type="checkbox"/> WAN (DHCP)	↑ 10.0.2.15 1000baseT <full-duplex>
<input checked="" type="checkbox"/> LAN	↑ 192.168.56.254 1000baseT <full-duplex>

LAB



Configuration-Firewall Rule

- Action
 - Pass
 - Block
 - Reject
- Disabled / Enable
- Interface
- Protocol
- Source / Destination Address
- Destination Port Range
- Log

