

High dynamic range imaging

Digital Visual Effects, Spring 2008

Yung-Yu Chuang

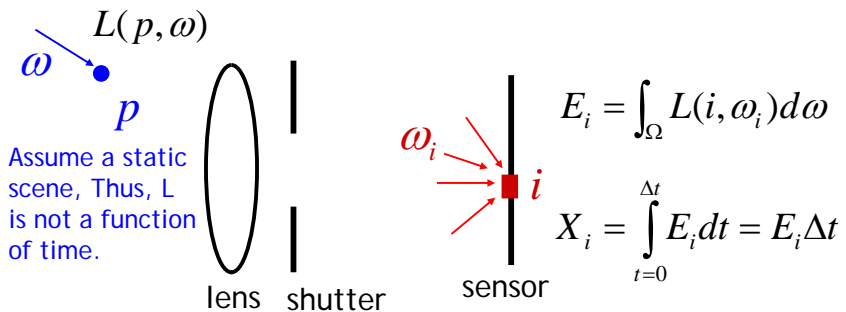
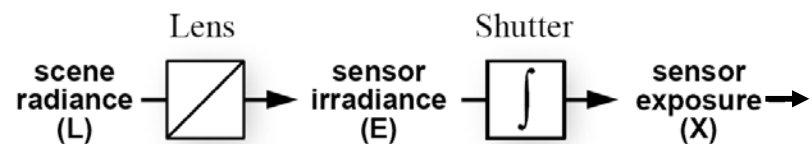
2008/2/26

with slides by Fredo Durand, Brian Curless, Steve Seitz, Paul Debevec and Alexei Efros

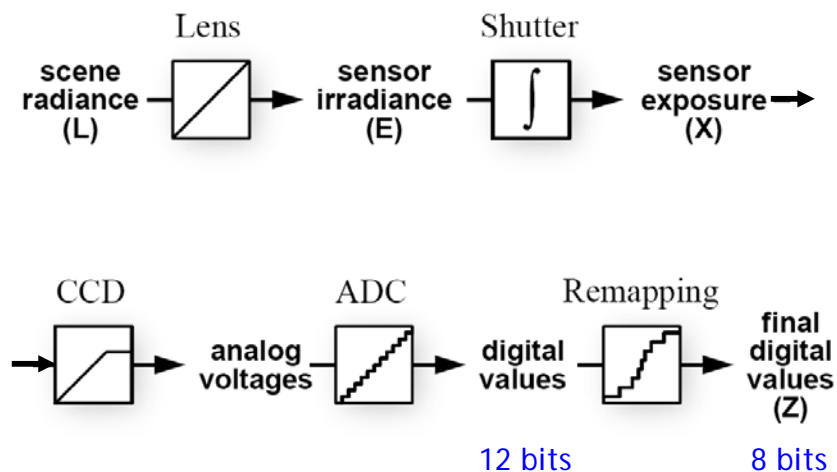
Camera is an imperfect device

- Camera is an imperfect device for measuring the radiance distribution of a scene because it cannot capture the full spectral content and dynamic range.
- Limitations in sensor design prevent cameras from capturing all information passed by lens.

Camera pipeline

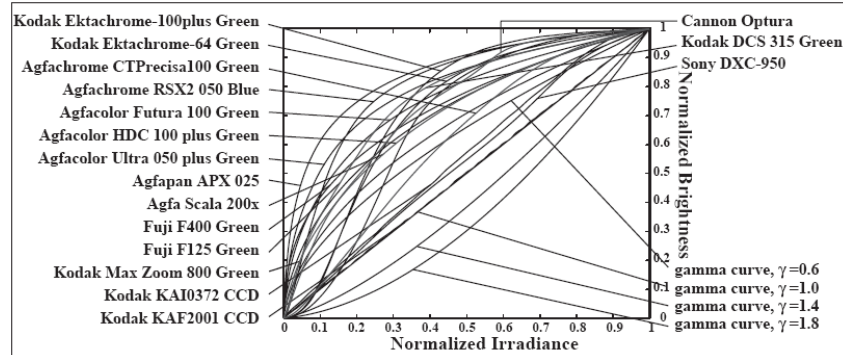


Camera pipeline




Real-world response functions


In general, the response function is not provided by camera makers who consider it part of their proprietary product differentiation. In addition, they are beyond the standard gamma curves.



The world is high dynamic range

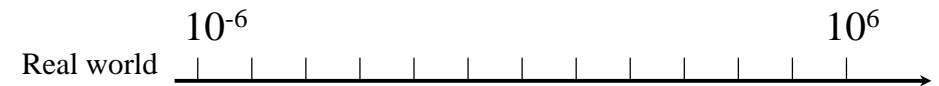


The world is high dynamic range



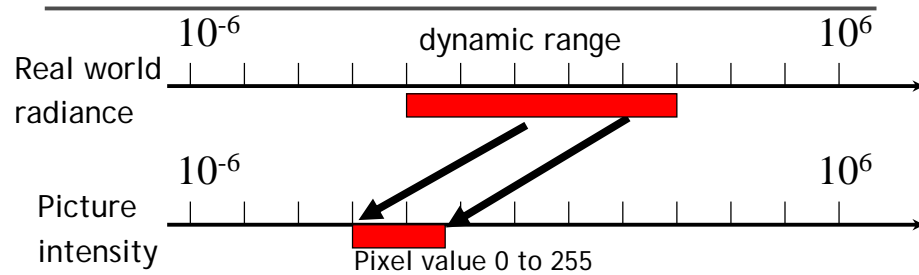
Real world dynamic range

- Eye can adapt from $\sim 10^{-6}$ to 10^6 cd/m²
- Often 1 : 100,000 in a scene
- Typical 1:50, max 1:500 for pictures

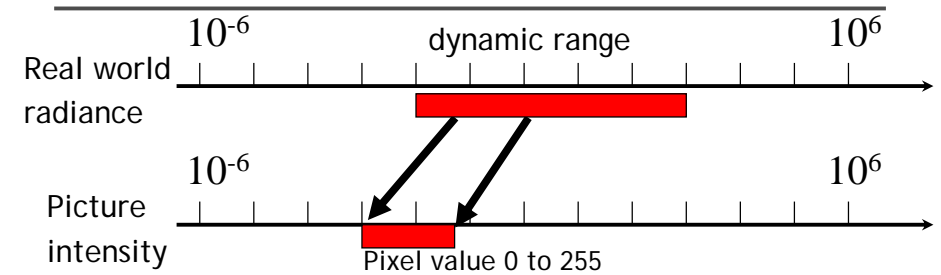


spotmeter btphoto.com

Short exposure



Long exposure



Camera is not a photometer

- Limited dynamic range
 - ⇒ Perhaps use multiple exposures?
- Unknown, nonlinear response
 - ⇒ Not possible to convert pixel values to radiance
- Solution:
 - Recover response curve from multiple exposures, then reconstruct the *radiance map*

Varying exposure

- Ways to change exposure
 - Shutter speed
 - Aperture
 - Neutral density filters



Shutter speed

DigiVFX


- Note: shutter times usually obey a power series - each "stop" is a factor of 2
- $\frac{1}{4}$, $\frac{1}{8}$, $\frac{1}{15}$, $\frac{1}{30}$, $\frac{1}{60}$, $\frac{1}{125}$, $\frac{1}{250}$, $\frac{1}{500}$, $\frac{1}{1000}$ sec

Usually really is:

$\frac{1}{4}$, $\frac{1}{8}$, $\frac{1}{16}$, $\frac{1}{32}$, $\frac{1}{64}$, $\frac{1}{128}$, $\frac{1}{256}$, $\frac{1}{512}$, $\frac{1}{1024}$ sec

Varying shutter speeds

DigiVFX



HDRI capturing from multiple exposures

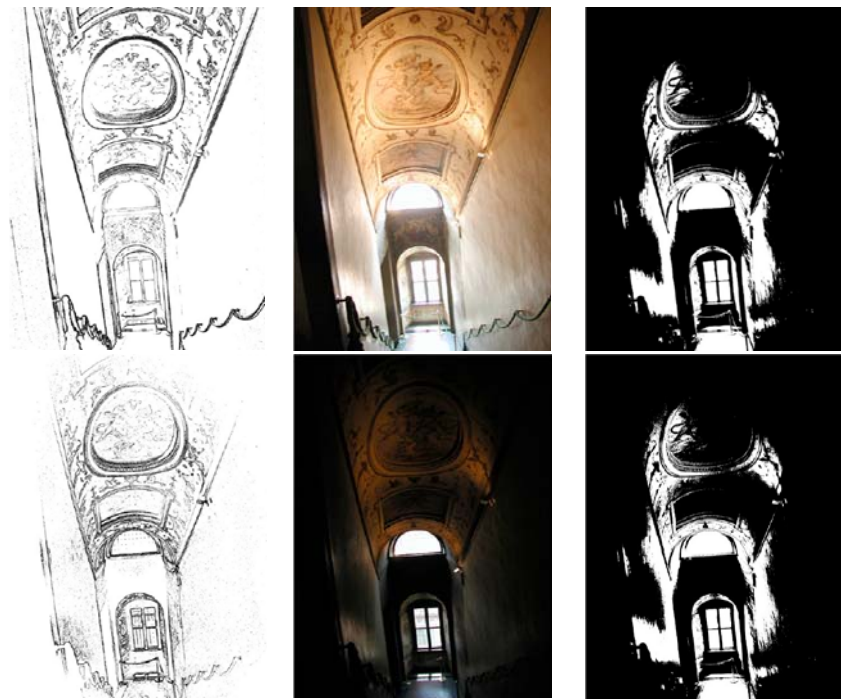
DigiVFX

- Capture images with multiple exposures
- Image alignment (even if you use tripod, it is suggested to run alignment)
- Response curve recovery
- Ghost/flare removal

Image alignment

DigiVFX

- We will introduce a fast and easy-to-implement method for this task, called Median Threshold Bitmap (MTB) alignment technique.
- Consider only integral translations. It is enough empirically.
- The inputs are N grayscale images. (You can either use the green channel or convert into grayscale by $Y=(54R+183G+19B)/256$)
- MTB is a binary image formed by thresholding the input image using the median of intensities.



Why is MTB better than gradient?


DigiVFX

- Edge-detection filters are dependent on image exposures
- Taking the difference of two edge bitmaps would not give a good indication of where the edges are misaligned.

Search for the optimal offset


DigiVFX

- Try all possible offsets.
- Gradient descent
- Multiscale technique
- $\log(\text{max_offset})$ levels
- Try 9 possibilities for the top level
- Scale by 2 when passing down; try its 9 neighbors



Threshold noise

DigiVFX



Efficiency considerations

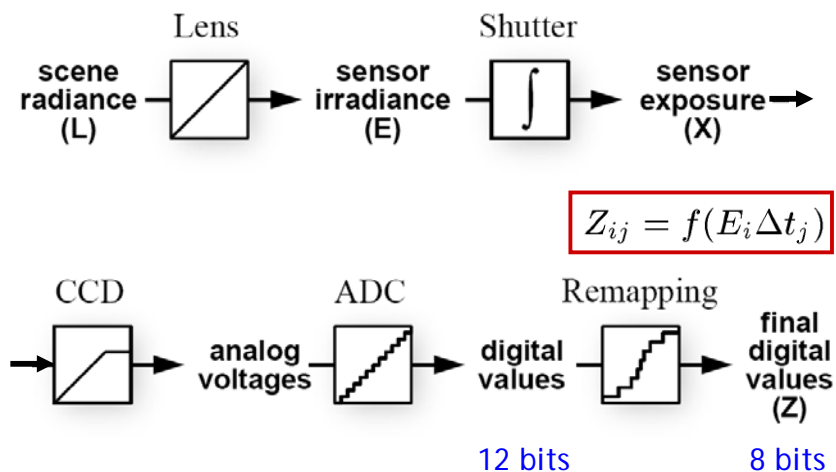
- XOR for taking difference
- AND with exclusion maps
- Bit counting by table lookup

Results

Success rate = 84%. 10% failure due to rotation. 3% for excessive motion and 3% for too much high-frequency content.




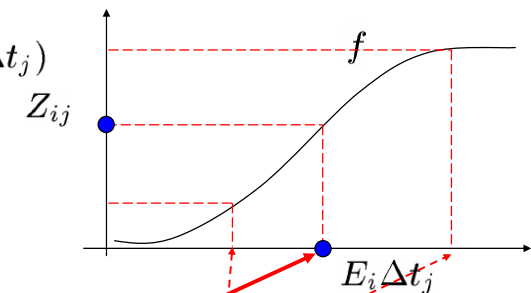
Recovering response curve



Recovering response curve


- We want to obtain the inverse of the response curve

$$Z_{ij} = f(E_i \Delta t_j)$$



Recovering response curve

Image series



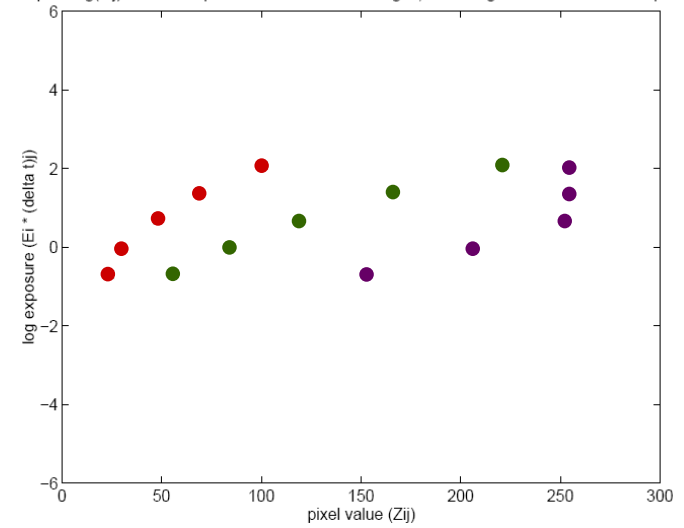
$$Z_{ij} = f(E_i \Delta t_j)$$

$$X_{ij} = E_i \Delta t_j$$

$$\ln X_{ij} = \ln E_i + \ln \Delta t_j$$

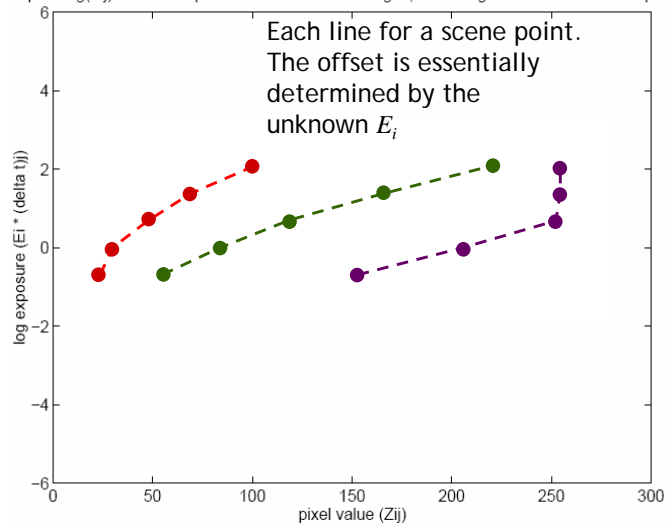
Idea behind the math

plot of $g(Z_{ij})$ from three pixels observed in five images, assuming unit radiance at each pixel



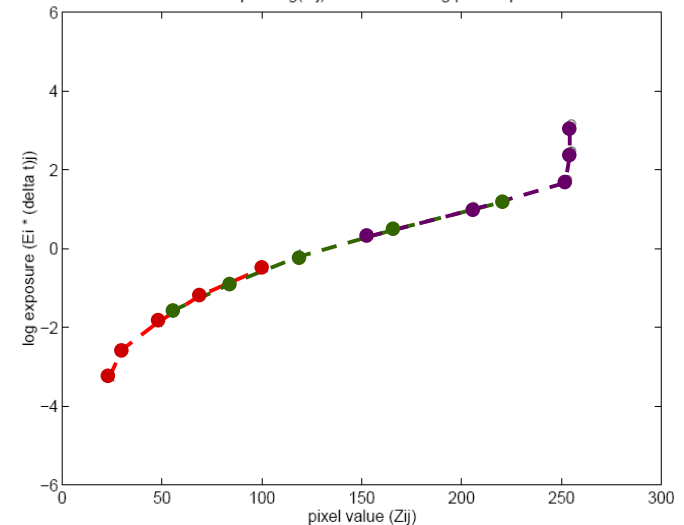
Idea behind the math

plot of $g(Z_{ij})$ from three pixels observed in five images, assuming unit radiance at each pixel



Idea behind the math

normalized plot of $g(Z_{ij})$ after determining pixel exposures



Math for recovering response curve

$$Z_{ij} = f(E_i \Delta t_j)$$

f is monotonic, it is invertible

$$\ln f^{-1}(Z_{ij}) = \ln E_i + \ln \Delta t_j$$

let us define function $g = \ln f^{-1}$

$$g(Z_{ij}) = \ln E_i + \ln \Delta t_j$$

minimize the following

$$\mathcal{O} = \sum_{i=1}^N \sum_{j=1}^P [g(Z_{ij}) - \ln E_i - \ln \Delta t_j]^2 + \lambda \sum_{z=Z_{min}+1}^{Z_{max}-1} g''(z)^2$$

$$g''(z) = g(z-1) - 2g(z) + g(z+1)$$

Recovering response curve

- The solution can be only up to a scale, add a constraint

$$g(Z_{mid}) = 0, \text{ where } Z_{mid} = \frac{1}{2}(Z_{min} + Z_{max})$$

- Add a hat weighting function

$$w(z) = \begin{cases} z - Z_{min} & \text{for } z \leq \frac{1}{2}(Z_{min} + Z_{max}) \\ Z_{max} - z & \text{for } z > \frac{1}{2}(Z_{min} + Z_{max}) \end{cases}$$

$$\mathcal{O} = \sum_{i=1}^N \sum_{j=1}^P \{w(Z_{ij}) [g(Z_{ij}) - \ln E_i - \ln \Delta t_j]\}^2 + \lambda \sum_{z=Z_{min}+1}^{Z_{max}-1} [w(z)g''(z)]^2$$

Recovering response curve

- We want $N(P-1) > (Z_{max} - Z_{min})$
If $P=11$, $N \sim 25$ (typically 50 is used)
- We prefer that selected pixels are well distributed and sampled from constant regions. They picked points by hand.
- It is an overdetermined system of linear equations and can be solved using SVD

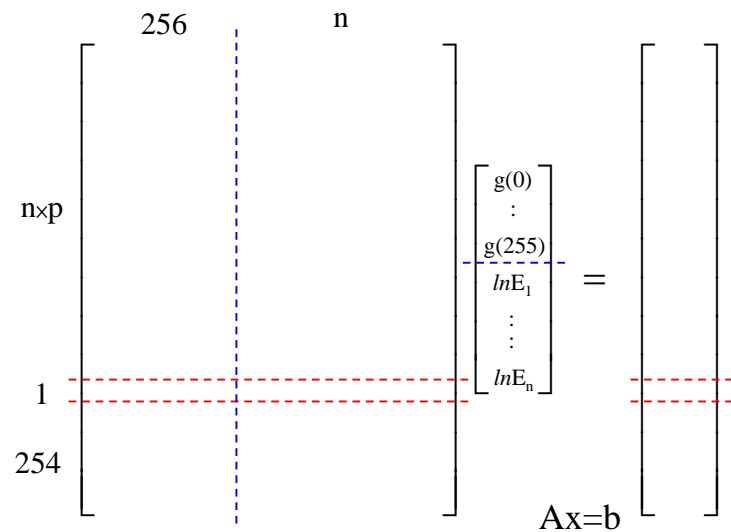
How to optimize?

$$\mathcal{O} = \sum_{i=1}^N \sum_{j=1}^P \{w(Z_{ij}) [g(Z_{ij}) - \ln E_i - \ln \Delta t_j]\}^2 + \lambda \sum_{z=Z_{min}+1}^{Z_{max}-1} [w(z)g''(z)]^2$$

- Set partial derivatives zero
-

$$\min \sum_{i=1}^N (\mathbf{a}_i \mathbf{x} - \mathbf{b}_i)^2 \rightarrow \text{least-square solution of } \begin{bmatrix} \mathbf{a}_1 \\ \mathbf{a}_2 \\ \vdots \\ \mathbf{a}_N \end{bmatrix} \mathbf{x} = \begin{bmatrix} \mathbf{b}_1 \\ \mathbf{b}_2 \\ \vdots \\ \mathbf{b}_N \end{bmatrix}$$

Sparse linear system



Questions

- Will $g(127)=0$ always be satisfied? Why or why not?
- How to find the least-square solution for an over-determined system?

Least-square solution for a linear system

$$\begin{matrix} \mathbf{Ax} = \mathbf{b} \\ m \times n & n & m \\ m > n \end{matrix}$$

They are often mutually incompatible. We instead find \mathbf{x} to minimize the norm $\|\mathbf{Ax} - \mathbf{b}\|$ of the residual vector $\mathbf{Ax} - \mathbf{b}$. If there are multiple solutions, we prefer the one with the minimal length $\|\mathbf{x}\|$.

Least-square solution for a linear system

If we perform SVD on \mathbf{A} and rewrite it as

$$\mathbf{A} = \mathbf{U}\mathbf{\Sigma}\mathbf{V}^T$$

then $\hat{\mathbf{x}} = \mathbf{\Sigma}^+ \mathbf{U}^T \mathbf{b}$ is the least-square solution.
pseudo inverse

$$\mathbf{\Sigma}^+ = \begin{bmatrix} 1/\sigma_1 & & & & 0 & \dots & 0 \\ & \ddots & & & & & \\ & & 1/\sigma_r & & & & \\ & & & 0 & & & \\ & & & & \ddots & & \\ & & & & & 0 & 0 & \dots & 0 \end{bmatrix}$$

Proof

DigiVFX

find x 使 $\|Ax - b\|$ 最小

$$\|Ax - b\| = \|U \Sigma V^T x - b\|$$

$$= \|U(\Sigma V^T x - U^T b)\|$$

U 是 rotation
不动长度

$$= \|\Sigma V^T x - U^T b\|$$

$$\text{令 } y = V^T x \quad c = U^T b$$

则相当于找 y 使 $\|\Sigma y - c\|$ 最小

$$\begin{pmatrix} \sigma_1 & & & 0 \\ & \dots & & \\ & & \sigma_r & 0 \\ & & & \dots \\ 0 & & & & 0 \end{pmatrix} \begin{pmatrix} y_1 \\ \vdots \\ y_n \end{pmatrix} = \begin{pmatrix} c_1 \\ \vdots \\ c_n \end{pmatrix}$$

Proof

DigiVFX

$$\Rightarrow y_i = \frac{c_i}{\sigma_i} \quad i=1..r \quad y_i=0 \quad i=r+1..n$$

$$\Rightarrow \tilde{y} = \begin{pmatrix} y_1 & \dots & y_r & 0 \\ & & & \vdots \\ 0 & & & y_r & \dots & 0 \end{pmatrix} \begin{pmatrix} c_1 \\ \vdots \\ c_r \\ \vdots \\ c_n \end{pmatrix} = \Sigma^+ c$$

$$\Rightarrow \tilde{y} = V^T \tilde{x} = \Sigma^+ c = \Sigma^+ U^T b$$

$$\Rightarrow \tilde{x} = V \Sigma^+ U^T b$$

Libraries for SVD

DigiVFX

- Matlab
- GSL
- Boost
- LAPACK
- ATLAS

Matlab code

DigiVFX

```
%
% gsolve.m - Solve for imaging system response function
%
% Given a set of pixel values observed for several pixels in several
% images with different exposure times, this function returns the
% imaging system's response function g as well as the log film irradiance
% values for the observed pixels.
%
% Assumes:
%
% Zmin = 0
% Zmax = 255
%
% Arguments:
%
% Z(i,j) is the pixel values of pixel location number i in image j
% B(j) is the log delta t, or log shutter speed, for image j
% l is lambda, the constant that determines the amount of smoothness
% w(z) is the weighting function value for pixel value z
%
% Returns:
%
% g(z) is the log exposure corresponding to pixel value z
% lB(i) is the log film irradiance at pixel location i
%
```

Matlab code

```
function [g,lE]=gsolve(Z,B,l,w)

n = 256;
A = zeros(size(Z,1)*size(Z,2)+n+1,n+size(Z,1));
b = zeros(size(A,1),1);

k = 1;           %% Include the data-fitting equations
for i=1:size(Z,1)
    for j=1:size(Z,2)
        wij = w(Z(i,j)+1);
        A(k,Z(i,j)+1) = wij; A(k,n+i) = -wij; b(k,1) = wij * B(i,j);
        k=k+1;
    end
end

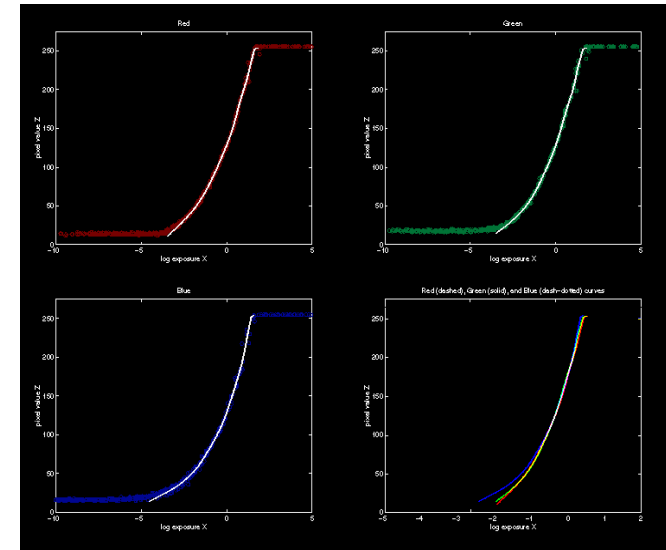
A(k,129) = 1;    %% Fix the curve by setting its middle value to 0
k=k+1;

for i=1:n-2      %% Include the smoothness equations
    A(k,i)=1*w(i+1); A(k,i+1)=-2*1*w(i+1); A(k,i+2)=1*w(i+1);
    k=k+1;
end

x = A\b;        %% Solve the system using SVD

g = x(1:n);
lE = x(n+1:size(x,1));
```

Recovered response function




Constructing HDR radiance map

$$\ln E_i = g(Z_{ij}) - \ln \Delta t_j$$

combine pixels to reduce noise and obtain a more reliable estimation


$$\ln E_i = \frac{\sum_{j=1}^P w(Z_{ij})(g(Z_{ij}) - \ln \Delta t_j)}{\sum_{j=1}^P w(Z_{ij})}$$

Reconstructed radiance map



What is this for?

DigiVFX



- Human perception
- Vision/graphics applications

Automatic ghost removal

DigiVFX



before



after

Weighted variance

DigiVFX



Moving objects and high-contrast edges render high variance.

Region masking

DigiVFX



Thresholding; dilation; identify regions;

Best exposure in each region

DigiVFX



Lens flare removal

DigiVFX

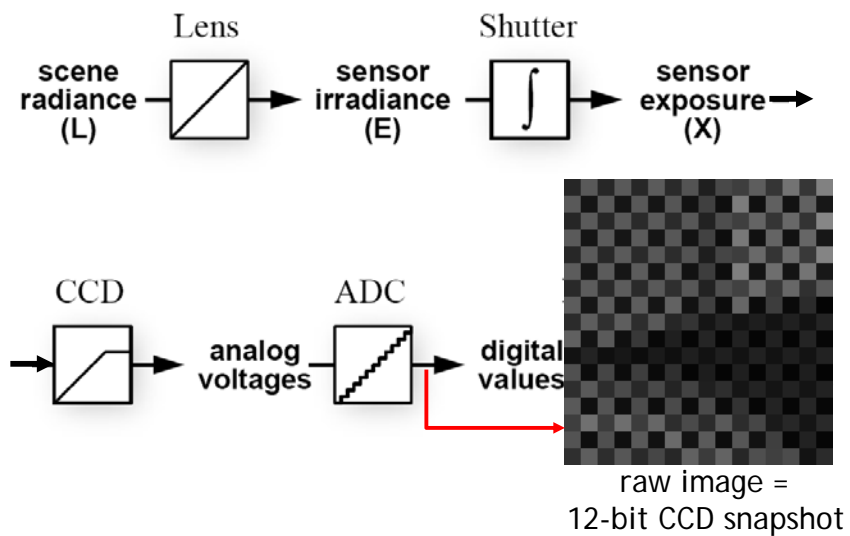


before

after

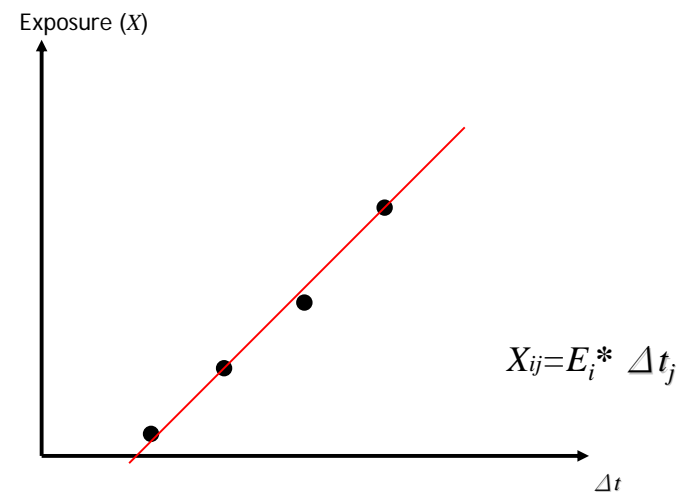
Easier HDR reconstruction

DigiVFX



Easier HDR reconstruction

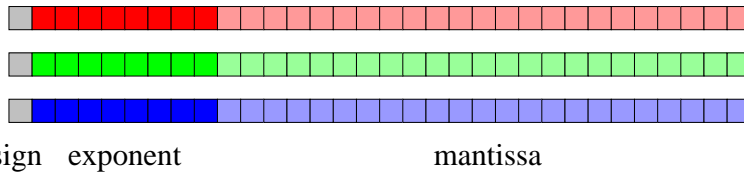
DigiVFX



Portable floatMap (.pfm)



- 12 bytes per pixel, 4 for each channel

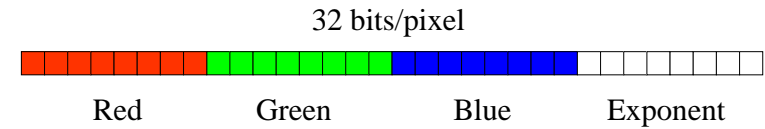


Text header similar to Jeff Poskanzer's .ppm image format:

```
PF
768 512
1
<binary image data>
```

Floating Point TIFF similar

Radiance format (.pic, .hdr, .rad)



$$(145, 215, 87, 149) = (145, 215, 87) * 2^{(149-128)} = 1190000 \ 1760000 \ 713000$$

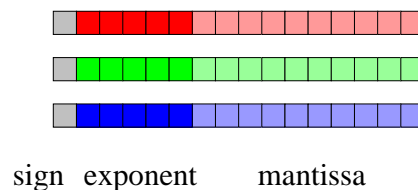
$$(145, 215, 87, 103) = (145, 215, 87) * 2^{(103-128)} = 0.00000432 \ 0.00000641 \ 0.00000259$$

Ward, Greg. "Real Pixels," in Graphics Gems IV, edited by James Arvo, Academic Press, 1994

ILM's OpenEXR (.exr)



- 6 bytes per pixel, 2 for each channel, compressed



- Several lossless compression options, 2:1 typical
- Compatible with the "half" datatype in NVidia's Cg
- Supported natively on GeForce FX and Quadro FX
- Available at <http://www.openexr.net/>

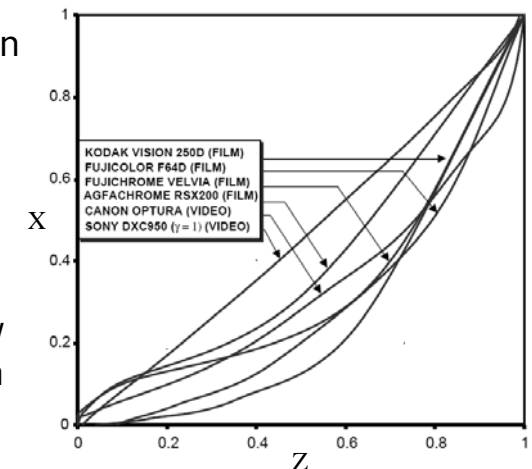
Radiometric self calibration



- Assume that any response function can be modeled as a high-order polynomial

$$X = g(Z) = \sum_{m=0}^M c_m Z^m$$

- No need to know exposure time in advance. Useful for cheap cameras



- To find the coefficients c_m to minimize the following

$$\mathcal{E} = \sum_{i=1}^N \sum_{j=1}^P \left[\sum_{m=0}^M c_m Z_{ij}^m - R_{j,j+1} \sum_{m=0}^M c_m Z_{i,j+1}^m \right]^2$$

A guess for the ratio of

$$\frac{X_{ij}}{X_{i,j+1}} = \frac{E_i \Delta t_j}{E_i \Delta t_{j+1}} = \frac{\Delta t_j}{\Delta t_{j+1}}$$

- Again, we can only solve up to a scale. Thus, add a constraint $f(1)=1$. It reduces to M variables.
- How to solve it?

- We solve the above iteratively and update the exposure ratio accordingly

$$R_{j,j+1}^{(k)} = \frac{1}{N} \sum_{i=1}^N \frac{\sum_{m=0}^M c_m^{(k)} Z_{ij}^m}{\sum_{m=0}^M c_m^{(k)} Z_{i,j+1}^m}$$

- How to determine M? Solve up to M=10 and pick up the one with the minimal error. Notice that you prefer to have the same order for all channels. Use the combined error.

$$Z_{ij} = f(E_i \Delta t_j)$$

$$g(Z_{ij}) = f^{-1}(Z_{ij}) = E_i \Delta t_j$$

Given Z_{ij} and Δt_j , the goal is to find both E_i and $g(Z_{ij})$

Maximum likelihood

$$\Pr(E_i, g | Z_{ij}, \Delta t_j) \propto \exp\left(-\frac{1}{2} \sum_{ij} w(Z_{ij}) (g(Z_{ij}) - E_i \Delta t_j)^2\right)$$

$$\hat{g}, \hat{E}_i = \arg \min_{g, E_i} \sum_{ij} w(Z_{ij}) (g(Z_{ij}) - E_i \Delta t_j)^2$$

$$\hat{g}, \hat{E}_i = \arg \min_{g, E_i} \sum_{ij} w(Z_{ij}) (g(Z_{ij}) - E_i \Delta t_j)^2$$

repeat

assuming $g(Z_{ij})$ is known, optimize for E_i

assuming E_i is known, optimize for $g(Z_{ij})$

until converge

$$\hat{g}, \hat{E}_i = \arg \min_{g, E_i} \sum_{ij} w(Z_{ij}) (g(Z_{ij}) - E_i \Delta t_j)^2$$

repeat

assuming $g(Z_{ij})$ is known, optimize for E_i

assuming E_i is known, optimize for $g(Z_{ij})$

until converge

$$E_i = \frac{\sum_j w(Z_{ij}) g(Z_{ij}) \Delta t_j}{\sum_j w(Z_{ij}) \Delta t_j^2}$$

$$\hat{g}, \hat{E}_i = \arg \min_{g, E_i} \sum_{ij} w(Z_{ij}) (g(Z_{ij}) - E_i \Delta t_j)^2$$

repeat

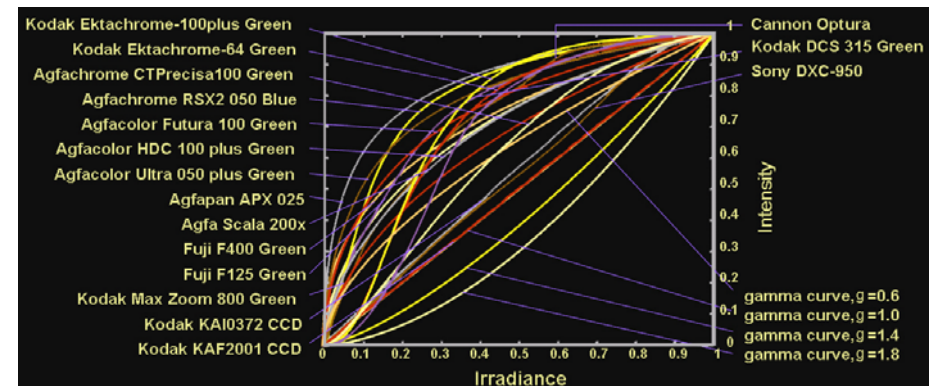
assuming $g(Z_{ij})$ is known, optimize for E_i

assuming E_i is known, optimize for $g(Z_{ij})$

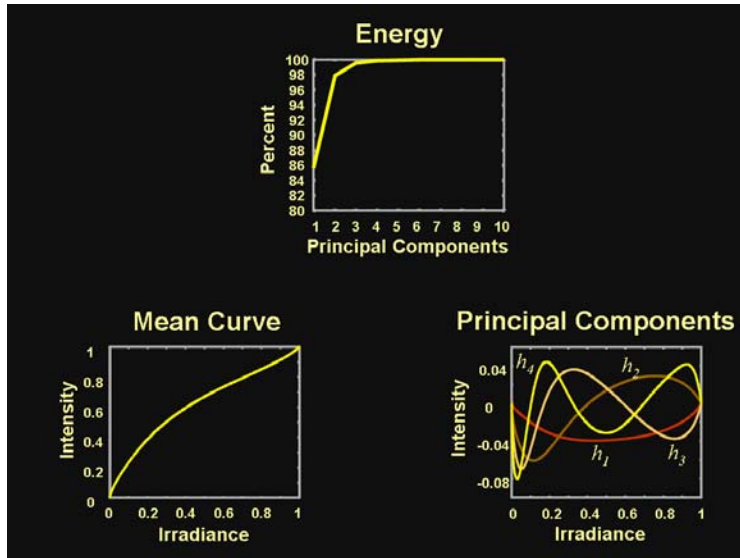
until converge

$$g(m) = \frac{1}{|E_m|} \sum_{ij \in E_m} E_i \Delta t_j$$


normalize so that
 $g(128) = 1$



Space of response curves



Assorted pixel



Assorted pixel



Assorted pixel



Assignment #1 HDR image assemble

DigiVFX

- Work in teams of two
- Taking pictures
- Assemble HDR images and optionally the response curve.
- Develop your HDR using tone mapping

Taking pictures

DigiVFX

- Use a tripod to take multiple photos with different shutter speeds. Try to fix anything else. Smaller images are probably good enough.
- There are two sets of test images available on the web.
- We have tripods and a Canon PowerShot G7 for you to borrow.
- Try not touching the camera during capturing. But, how?

1. Taking pictures

DigiVFX

- Use a laptop and a remote capturing program.
 - PSRemote
 - AHDRIA
- PSRemote
 - Manual
 - Not free
 - Supports both jpg and raw
 - Support most Canon's PowerShot cameras
- AHDRIA
 - Automatic
 - Free
 - Only supports jpg
 - Support less models

AHDRIA/AHDRIC/HDRI_Helper

DigiVFX

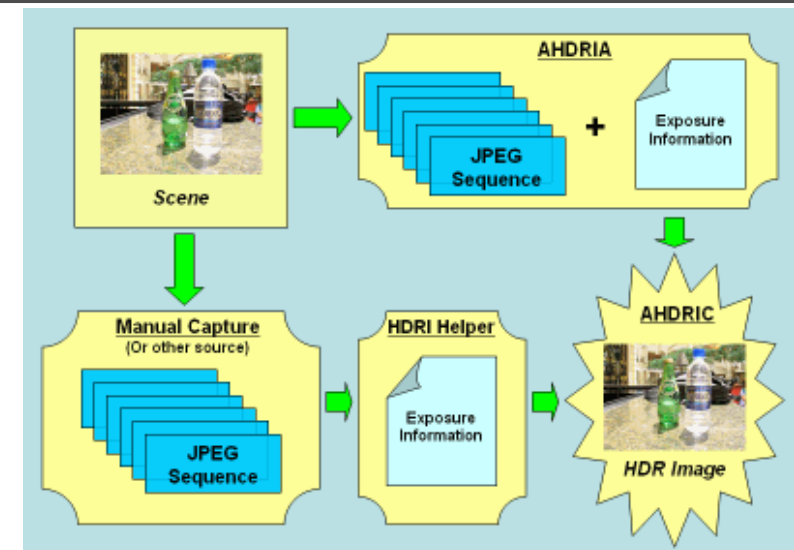


Image registration



- Two programs can be used to correct small drifts.
 - ImageAlignment from RASCAL
 - Photomatix
- Photomatix is recommended.

2. HDR assembling



- Write a program to convert the captured images into a radiance map and optionally to output the response curve.
- We will provide image I/O library, gil, which supports many traditional image formats such as .jpg and .png, and float-point images such as .hdr and .exr.
- Paul Debevec's method. You will need SVD for this method.
- Recover from CCD snapshots. You will need dcraw.c.

3. Tone mapping



- Apply some tone mapping operation to develop your photograph.
 - Reinhard's algorithm (HDRShop plugin)
 - Photomatix
 - LogView
 - Fast Bilateral (.exr Linux only)
 - PFStmo (Linux only)
- pfsin a.hdr | pfs_fattal02 | pfsout o.hdr

Bells and Whistles



- Other methods for HDR assembling algorithms
- Implement tone mapping algorithms
- Implement MTB alignment algorithm
- Others

Submission

DigiVFX

- You have to turn in your complete source, the executable, a html report, pictures you have taken, HDR image, and an artifact (tone-mapped image).
- Report page contains:
description of the project, what do you learn, algorithm, implementation details, results, bells and whistles...
- The class will have vote on artifacts.
- Submission mechanism will be announced later.


Reference software

DigiVFX

- Photomatix
- AHDRIA/AHDRIC
- HDRShop
- RASCAL

References

DigiVFX



References

DigiVFX

- Paul E. Debevec, Jitendra Malik, [Recovering High Dynamic Range Radiance Maps from Photographs](#), SIGGRAPH 1997.
- Tomoo Mitsunaga, Shree Nayar, [Radiometric Self Calibration](#), CVPR 1999.
- Mark Robertson, Sean Borman, Robert Stevenson, [Estimation-Theoretic Approach to Dynamic Range Enhancement using Multiple Exposures](#), Journal of Electronic Imaging 2003.
- Michael Grossberg, Shree Nayar, [Determining the Camera Response from Images: What Is Knowable](#), PAMI 2003.
- Michael Grossberg, Shree Nayar, [Modeling the Space of Camera Response Functions](#), PAMI 2004.
- Srinivasa Narasimhan, Shree Nayar, [Enhancing Resolution Along Multiple Imaging Dimensions Using Assorted Pixels](#), PAMI 2005.
- G. Krawczyk, M. Goesele, H.-P. Seidel, [Photometric Calibration of High Dynamic Range Cameras](#), MPI Research Report 2005.
- G. Ward, [Fast Robust Image Registration for Compositing High Dynamic Range Photographs from Hand-held Exposures](#), jgt 2003.