

NEIGHBORHOOD FUNCTION DESIGN FOR EMBEDDING IN REDUCED DIMENSION

Jiun-Wei Liou and Cheng-Yuan Liou¹

Department of Computer Science and Information Engineering, National Taiwan University, Taipei, Taiwan

¹*cyliou@csie.ntu.edu.tw*

Keywords: Dimension reduction, Local linear embedding, K-nearest neighbors, Epsilon distance.

Abstract: LLE(Local linear embedding) is a widely used approach for dimension reduction. The neighborhood selection is an important issue for LLE. In this paper, the ϵ -distance approach and a slightly modified version of k -nn method are introduced. For different types of datasets, different approaches are needed in order to enjoy higher chance to obtain better representation. For some datasets with complex structure, the proposed ϵ -distance approach can obtain better representations. Different neighborhood selection approaches will be compared by applying them to different kinds of datasets.

1 INTRODUCTION

LLE(Roweis and Saul, 2000) is a well known approach for showing the structure of high dimensional data within low dimensional embeddings. The first step of LLE algorithm is to find out the neighborhoods of every points. Traditionally, the k -nearest neighbor approach is the most widely used one. This approach has many advantages such as easy to implement, suitable for most of cases when the distribution of the dataset is uniform enough and have no complex structures, fast enough and can be parallelized and further accelerated (Yeh et al., 2010).

But for some other type of dataset, the k -nn approach will face difficulty since the number of selected nearest neighbors can only be a fixed integer over full dataset, the possible LLE embedding will be limited if the dataset is not very large, but contains complex structure. If k is small, the structure is hard to extract, while for large k , the complex structure may be destroyed because of generating erroneous connections from one possible sub-structure to another. Also, for non-uniform sampling, the selection of k may also be a problem. For these kind of problems, the ϵ -distance approach is suggested for attempt to get better embeddings.

Although there are already attempts for modifying neighborhood functions, such as weighted neighborhood (Chang and Yeung, 2006; Pan et al., 2009; Wen et al., 2009; Zuo et al., 2008), clustering approaches (Wen et al., 2006), or including k -means (Wei et al., 2010; Wen et al., 2006). But these modified ap-

proaches are mostly analyzed and based on original k -nn method only. In this paper, the ϵ -distance will be taken into main consideration as a different conceptual method from k -nn for trying to deal with more complex datasets.

Since the neighborhood selection approach is changed, following the original LLE algorithm, the weight computation is not affected significantly, while the minimum eigenvalue finding needs some modification since the neighborhood selection is no more balanced across all points, the matrix is more likely to hold more zero eigenvalues so that the original way of finding smallest eigenvalue may not work properly. The further modification details for finding minimal eigenvalues will be discussed later.

The rest of the paper is organized as following: In section 2, the detail of ϵ -distance approach will be introduced. In section 3, the experiments on different sets of data will be discussed. Before the experiments, some more details and minor modifications for LLE will be addressed. In section 4 is the final thought about the comparison.

2 METHOD

2.1 Neighborhood Selection

In this paper, we focus on the nearest neighbor approaches using in LLE. The original approach used in LLE is k -nearest neighbors, which just look into full

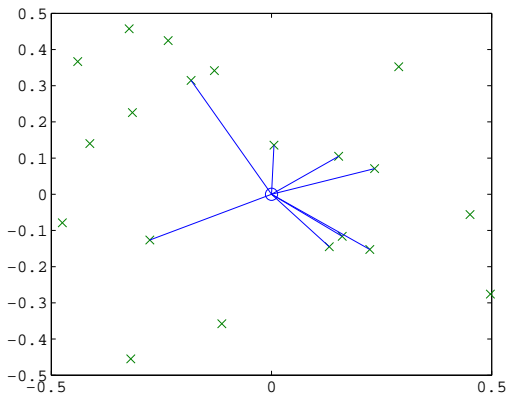
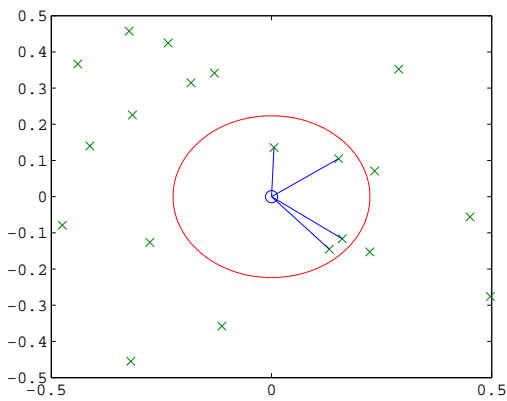


Figure 1: Example for 8-nn selection.


 Figure 2: Example for selection within radius $\epsilon = \sqrt{0.05}$.

data and find out k nearest points from each point as its neighbors.

For the ϵ -distance approach, a point is a neighbor of a certain point p if the distance from the point to p is no more than a preset distance ϵ . Example neighborhood selection from 8-nn can be shown in Figure 1, while neighborhood selection from ϵ -distance within radius $\epsilon = \sqrt{0.05}$ can be shown in Figure 2.

2.2 Regularization

After the neighborhood selection, a process for computing neighborhood weights are performed. When the number of nearest neighbor selected is larger than the data dimension, the regularization should be taken into account, and the regularization parameter and strategy will have significant impact on the final LLE embedding result (Daza-Santacoloma et al., 2010). In this paper, the regularization method for each approach is equivalent to the original LLE implementation in order to have better focus on effects of different neighborhood selection approaches. The regularization parameter using by the original LLE im-

plementation is 10^{-3} , but for the ϵ -distance approach, the regularization parameter can be manually tuned.

2.3 Minimal Eigenvalues

After the neighborhood weight vectors $\{w\}$ are computed, the last step for LLE is to compute the d smallest eigenvalue of the matrix $M = (I - W)'(I - W)$. d means the final embedding number of dimensions, and W means the collection from all weight vectors w .

Since the ϵ -distance method will not generate balanced number of neighbors such as k -nn does, the matrix M generated from ϵ -distance method is expected to have worse condition than the matrix from k -nn. Since LLE needs d smallest eigenvalues which are not zero, and the precision of computer number is always limited, the original eigenvalue searching mechanism for k -nn which directly search nearest to the true zero eigenvalues will encounter problem if we apply it directly on the ϵ -distance method. Because machine precision is limited, the matrix M originally should be stated as at least positive semi-definite, so that the eigenvalues of M should be larger than or equal to zero. But when it comes to computing eigen-decomposition, we can only obtain the corresponding eigenvalues as between some negative machine epsilon and positive machine epsilon instead of some true zeros. So the proposed modification is using the original eigenvalues searching program to guess the smallest eigenvalue significantly larger than machine epsilon and then find d smallest eigenvalues near to the smallest eigenvalue.

For the initial guess of the smallest eigenvalue, since directly finding the eigenvalues nearest to 0 performs well on k -nn approach and the modified k -nn, so the initial guess for the two methods will remain 0. For ϵ -distance approach, this parameter can be set and the program will try to find the possible smallest eigenvalue by multiplying with a factor of 1.5 for each step from the initial guess of the smallest eigenvalue which should be larger than machine epsilon.

3 EXPERIMENT

Before performing experiments, there are some issues other than the focused neighborhood selection approaches should be considered.

3.1 K-nn Modification

Commonly, the k in the k -nn method should be integer, but this restriction is too strong so that the number

of possible embeddings can be generated from k -nn is heavily limited. For resolving this issue, a simple modification for fractional k -nn is to perform original k -nearest neighbor and insert one more neighbor for some certain points which have nearest $k + 1$ -th neighbor. By this modification, we can generate much more possible embeddings from the modified k -nn method. If the best result of the method is considered as still not good enough, the problem will be mostly in the k -nn selection approach instead of insufficient number of configurations caused by the integer constraint of k .

3.2 Parameters

The parameters can be separated as regularization parameters, eigenvalue solving parameters, and k -nn or ϵ -distance parameters. The regularization term using in the LLE algorithm are set to equal for all different neighborhood selection methods. The regularization parameter can be tuned in the ϵ -distance approach since the numbers of connections are different for each point, while the k -nn and modified k -nn use the default parameters in the original source. Other parameters such as the number of neighbors for k -nn, the radius and corresponding parameters for ϵ -distance are determined by grid search.

3.3 Datasets

There are several artificially created datasets to test the ability of different approaches. The first dataset is started from the swiss roll dataset to ensure the usability of each approach. The swiss roll dataset contains 1000 points as in Figure 3. The second dataset is a dataset with a knot structure with 2000 points distributed non-uniformly as in Figure 4. The third dataset is a database of gray-level face images for the same person with different angles and moods which can be considered as true data. The number of images is 1965 and the resolution of images is 28×20 .

3.4 Result

For the swiss roll dataset, the 7-nn, and 8-nn result can be shown in Figure 5 and 6. So using the integer number of k -nn cannot really extract the swiss roll to fill the embedding plane since the even higher k will map the swiss roll to an unseparable plane. With 7-nn plus 500 next nearest neighbors, the result is as Figure 7, which expands data more to fill the plane. For the ϵ -distance approach, the radius $\epsilon = \sqrt{21}$, with the regularization parameter 10^{-3} , and the initial minimum solution guessing is 10^{-14} . The result can be shown in

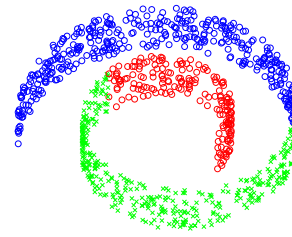


Figure 3: The swiss roll dataset.




Figure 4: The knot dataset.

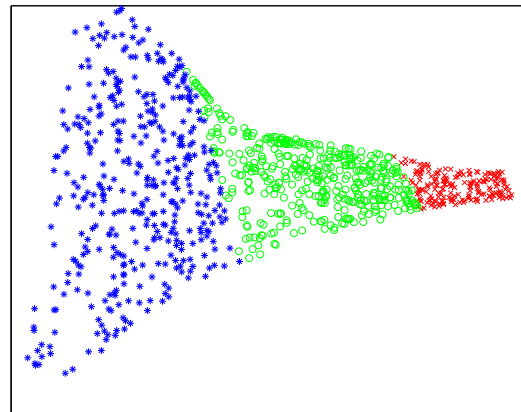


Figure 5: The 7-nn embedding result for swiss roll.

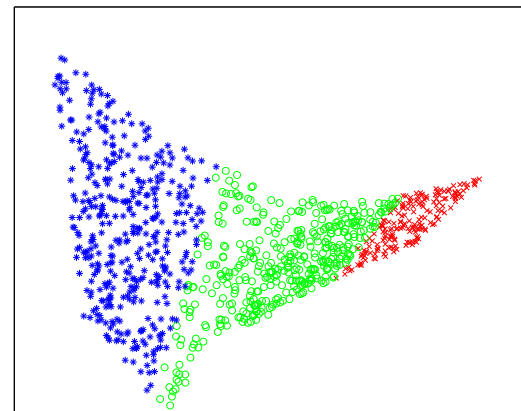


Figure 6: The 8-nn embedding result for swiss roll.

Figure 8. The two proposed modifications have better chance to find proper embedding surface for swiss roll dataset.

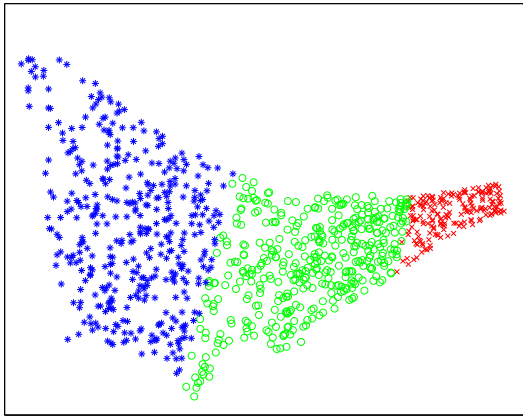


Figure 7: The fractional nearest neighbors embedding result for swiss roll.

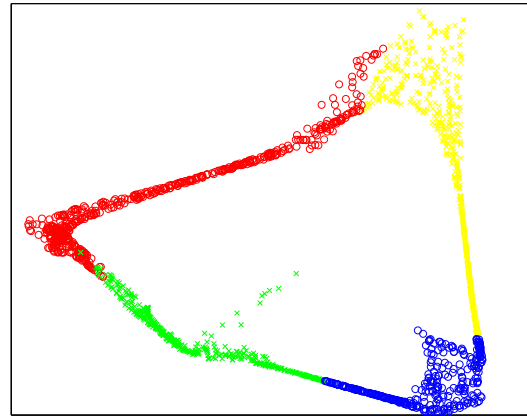


Figure 9: The 7-nn embedding result for knot.

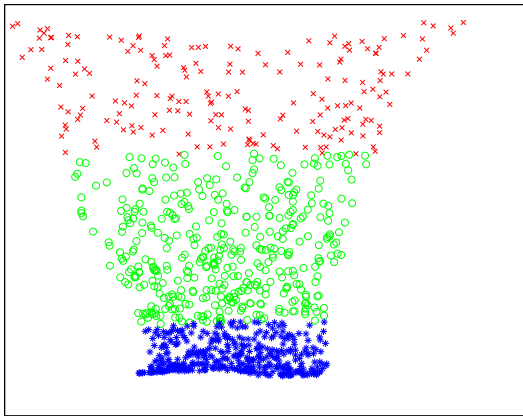


Figure 8: The ϵ -distance embedding result for swiss roll.

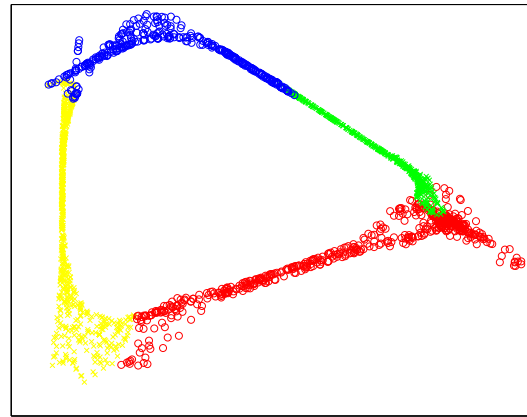


Figure 10: The fractional nearest neighbors embedding result for knot.

For the knot dataset, the best embedding result for k -nn is 7-nn, the corresponding result can be shown in Figure 9. For this result, the original one tube structure is successfully extracted. For the fractional nearest neighbors, the best selection for representation is 6-nn plus 1700 next nearest neighbors, the result can be shown in Figure 10. Although the structure is a little bit fractured, but the big structure is not collapsed, and the representation is clearer than the 7-nn result. For the ϵ -distance approach, the best result is for radius $\epsilon = \sqrt{0.39}$, with regularization parameter equal to 0.001, and the initial guess for minimum eigenvalue is 4×10^{-14} . The result can be shown in Figure 11, which is similar to the fractional nearest neighbors' result. All methods can extract the one tube structure from the original knots, but the representation for fractional nearest neighbors and ϵ -distance approach are considered as better than only using k -nn.

For the face dataset, the 12-nn template for k -nn approach can be shown in Figure 12. The regular-

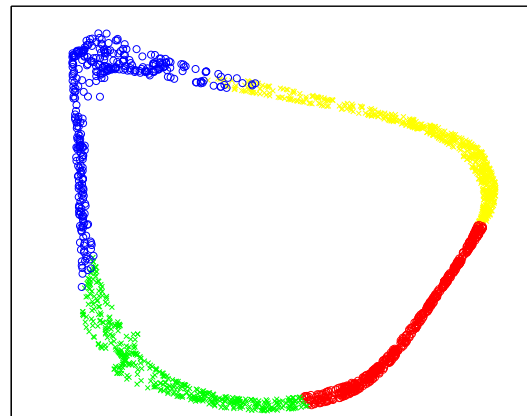


Figure 11: The ϵ -distance embedding result for knot.

ization parameters for different LLE methods are all zeros since the data dimension 560 should be much larger than the number of neighbors needed for embeddings. For the fractional k -nn approach, the result for 12-nn plus 327 more nearest neighbors can be

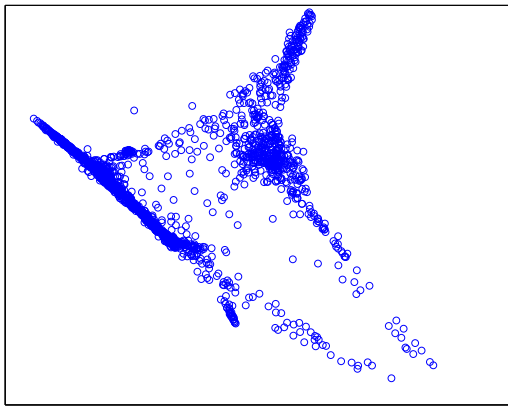


Figure 12: The 12-nn embedding result for face dataset.

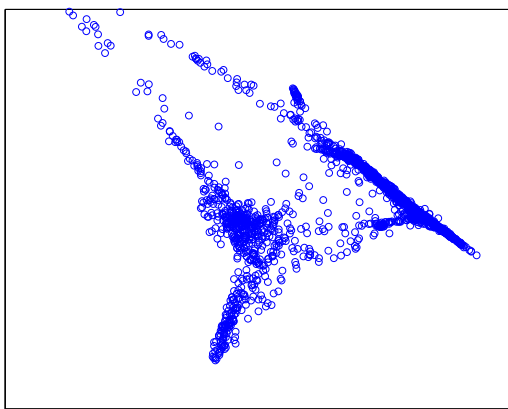


Figure 13: The fractional nearest neighbors embedding result for face dataset.

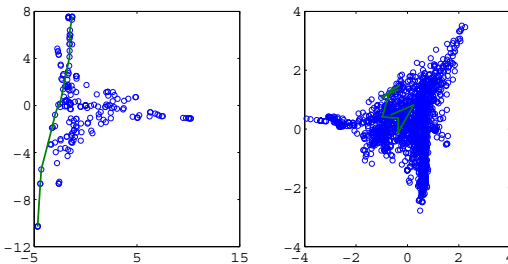


Figure 14: The ϵ -distance embedding result for face dataset.

shown in Figure 13. The ϵ -distance method encountered difficulties because nearest neighbors of some points are still very far away in comparison of direct distance from pixel to pixel. The radius $\epsilon = \sqrt{1.05}$, $\epsilon = \sqrt{3.45}$, with initial guess 10^{-14} can be shown in Figure 14. The numbers of removed isolated data points are 1024 for $\epsilon = \sqrt{1.05}$ and 89 for $\epsilon = \sqrt{3.45}$. The corresponding green line in the figure indicates a path for a reference face translation as in Figure 16. The corresponding green line on the original and fractional k -nn embedding can be shown in Figure 15.

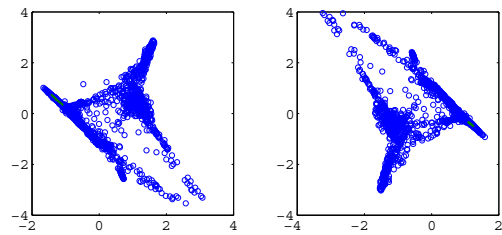


Figure 15: The reference face translation for ϵ -distance embedding.



Figure 16: The reference face translation for ϵ -distance embedding.

4 CONCLUSIONS

From results shown above, we know that for different dataset, using different approaches obtain slightly different representation results. k -nn is not always the best for analyzing neighborhoods. The proposed ϵ -distance approach may extract the structure better than k -nn if we really do not have many data samples, but the data shown complex structures. For the fractional nearest neighbors, the increasing number of choices for embedding configuration can also help for finding better embedding representations of the data. So the two approaches can be used for alternative of the conventional k -nn to have more ways to find out the hidden data structure.

REFERENCES

- Chang, H. and Yeung, D.-Y. (2006). Robust locally linear embedding. *Pattern Recognition*, 39:1053–1065.
- Daza-Santacoloma, G., Acosta-Medina, C. D., and G., C.-D. (2010). Regularization parameter choice in locally linear embedding. *Neurocomputing*, 73:1595–1605.
- Pan, Y., Ge, S. S., and Mamun, A. A. (2009). Weighted locally linear embedding for dimension reduction. *Pattern Recognition*, 42:798–811.
- Roweis, S. T. and Saul, L. K. (2000). Nonlinear dimensionality reduction by locally linear embedding. *Science*, 290(5500):2323–2326.
- Wei, L., Zeng, W., and Wang, H. (2010). K-means clustering with manifold. In *2010 Seventh International Conference on Fuzzy Systems and Knowledge Discovery*, pages 2095–2099. IEEE Xplore Digital Library and EI Compindex.
- Wen, G., Jiang, L., and Wen, J. (2009). Local relative transformation with application to isometric embedding. *Pattern Recognition Letters*, 30:203–211.

- Wen, G., Jiang, L., Wen, J., and Shadbolt, N. R. (2006). Clustering-based nonlinear dimensionality reduction on manifold. In *PRICAI'06 Proceedings of the 9th Pacific Rim international conference on Artificial intelligence*, pages 444–453. Springer-Verlag.
- Yeh, T., Chen, T.-Y., Chen, Y.-C., and Shih, W.-K. (2010). Efficient parallel algorithm for nonlinear dimensionality reduction on gpu. In *2010 IEEE International Conference on Granular Computing*, pages 592–597. IEEE Computer Society.
- Zuo, W., Zhang, D., and Wang, K. (2008). On kernel difference-weighted k-nearest neighbor classification. *Pattern Analysis and Applications*, 11:247–257.